

Apprehensions by Field Offices

Japanese	2,027	2	2,029	14	0	14	2,043
Italians	141	0	141	1	0	1	142
Total	2,349	3	2,352	31	0	31	2,383
LOUISVILLE							
German	17	0	17	1	0	1	18
Japanese	1	0	1	0	0	0	1
Italians	None						
Total	18	0	18	1	0	1	19
MEMPHIS							
German	8	0	8	0	0	0	8
Japanese	None						
Italians	1	0	1	0	0	0	1
Total	9	0	9	0	0	0	9
MIAMI							
German	152	1	153	2	0	2	155
Japanese	29	0	29	0	0	0	29
Italians	212	0	212	0	0	0	212
Total	393	1	394	2	0	2	396
MILWAUKEE							
German	101	0	101	1	0	1	102
Japanese	None						
Italians	1	0	1	0	0	0	1
Total	102	0	102	1	0	1	103
NEWARK							
German	595	21	617	3	0	3	620
Japanese	47	0	47	1	0	1	48
Italians	30	0	30	0	0	0	30
Russians	1	0	1	0	0	0	1
Total	674	21	695	4	0	4	699
NEW HAVEN							
German	62	1	63	0	0	0	63
Japanese	31	0	31	0	0	0	31
Italians	29	1	30	0	0	0	30
Total	142	2	144	0	0	0	144

Apprehensions by Field Office

<b>NEW ORLEANS</b>							
Germans	46	0	46	0	0	0	46
Japanese	9	0	9	0	0	0	9
Italians	232	1	233	0	0	0	233
<b>Total</b>	<b>287</b>	<b>1</b>	<b>288</b>	<b>0</b>	<b>0</b>	<b>0</b>	<b>288</b>
<b>NEW YORK</b>							
Germans	1,730	32	1,762	4	0	4	1,766
Japanese	380	0	380	8	0	8	388
Italians	400	0	400	5	0	5	405
Rumanians	3	0	3	0	0	0	3
Hungarians	5	0	5	0	0	0	5
<b>Total</b>	<b>2,518</b>	<b>32</b>	<b>2,550</b>	<b>17</b>	<b>0</b>	<b>17</b>	<b>2,567</b>
<b>NORFOLK</b>							
Germans	13	0	13	0	0	0	13
Japanese	31	0	31	0	0	0	31
Italians	12	0	12	0	0	0	12
<b>Total</b>	<b>56</b>	<b>0</b>	<b>56</b>	<b>0</b>	<b>0</b>	<b>0</b>	<b>56</b>
<b>OKLAHOMA CITY</b>							
Germans	9	0	9	0	0	0	9
Japanese	None						
Italians	1	0	1	0	0	0	1
<b>Total</b>	<b>10</b>	<b>0</b>	<b>10</b>	<b>0</b>	<b>0</b>	<b>0</b>	<b>10</b>
<b>OMAHA</b>							
Germans	2	0	2	1	0	1	3
Japanese	3	0	3	0	0	0	3
Italians	1	0	1	0	0	0	1
<b>Total</b>	<b>6</b>	<b>0</b>	<b>6</b>	<b>1</b>	<b>0</b>	<b>1</b>	<b>7</b>
<b>PHILADELPHIA</b>							
Germans	263	4	267	10	0	10	277
Japanese	30	0	30	1	0	1	31
Italians	75	0	75	0	0	0	75
Rumanians	1	0	1	0	0	0	1
Hungarians	1	0	1	0	0	0	1
<b>Total</b>	<b>370</b>	<b>4</b>	<b>374</b>	<b>11</b>	<b>0</b>	<b>11</b>	<b>385</b>

Appointments by Field Office

<b>INDIANAPOLIS</b>							
Germans	37	0	37	1	0	1	10
Japanese	0	0	0	0	0	0	0
Italians	31	0	31	0	0	0	31
<b>Total</b>	<b>133</b>	<b>0</b>	<b>133</b>	<b>1</b>	<b>0</b>	<b>1</b>	<b>41</b>
<b>INDIANAPOLIS</b>							
Germans	15	32	77	7	0	7	91
Japanese	None						
Italians	33	0	33	1	0	1	34
<b>Total</b>	<b>73</b>	<b>32</b>	<b>110</b>	<b>8</b>	<b>0</b>	<b>8</b>	<b>125</b>
<b>PORTLAND</b>							
Germans	130	0	130	1	0	1	131
Japanese	103	0	103	1	0	1	104
Italians	33	0	33	0	0	0	33
Americans	1	0	1	0	0	0	1
<b>Total</b>	<b>267</b>	<b>0</b>	<b>267</b>	<b>2</b>	<b>0</b>	<b>2</b>	<b>269</b>
<b>PROVIDENCE</b>							
Germans	0	0	0	0	0	0	0
Japanese	None						
Italians	2	0	2	0	0	0	2
<b>Total</b>	<b>10</b>	<b>0</b>	<b>10</b>	<b>0</b>	<b>0</b>	<b>0</b>	<b>10</b>
<b>RICHMOND</b>							
Germans	27	0	27	0	0	0	27
Japanese	None						
Italians	28	0	28	0	0	0	28
<b>Total</b>	<b>55</b>	<b>0</b>	<b>55</b>	<b>0</b>	<b>0</b>	<b>0</b>	<b>55</b>
<b>ST. LOUIS</b>							
Germans	42	0	42	4	0	4	46
Japanese	1	0	1	0	0	0	1
Italians	10	0	10	0	0	0	10
<b>Total</b>	<b>53</b>	<b>0</b>	<b>53</b>	<b>4</b>	<b>0</b>	<b>4</b>	<b>57</b>
<b>ST. PAUL</b>							
Germans	19	0	19	0	0	0	19
Japanese	2	0	2	0	0	0	2
Italians	None						
<b>Total</b>	<b>21</b>	<b>0</b>	<b>21</b>	<b>0</b>	<b>0</b>	<b>0</b>	<b>21</b>

180

Applications by Field Office

<b>SAN FRANCISCO</b>							
German	35	0	35	10	0	10	35
Japanese	184	1	185	2	0	2	185
Italians	16	0	16	2	0	2	16
<b>Total</b>	<b>235</b>	<b>1</b>	<b>236</b>	<b>12</b>	<b>0</b>	<b>12</b>	<b>216</b>
<b>SAN ANTONIO</b>							
German	34	0	34	2	0	2	34
Japanese	2	0	2	0	0	0	2
Italians	17	0	17	0	0	0	17
<b>Total</b>	<b>53</b>	<b>0</b>	<b>53</b>	<b>2</b>	<b>0</b>	<b>2</b>	<b>53</b>
<b>SAN DIEGO</b>							
German	37	0	37	0	0	0	37
Japanese	270	0	270	0	0	0	270
Italians	6	0	6	0	0	0	6
<b>Total</b>	<b>313</b>	<b>0</b>	<b>313</b>	<b>0</b>	<b>0</b>	<b>0</b>	<b>313</b>
<b>SAN FRANCISCO</b>							
German	313	5	313	5	0	5	313
Japanese	620	1	620	2	0	2	620
Italians	159	0	159	2	0	2	159
<b>Total</b>	<b>1,092</b>	<b>6</b>	<b>1,093</b>	<b>24</b>	<b>0</b>	<b>24</b>	<b>1,112</b>
<b>SAN JUAN</b>							
German	21	0	21	1	0	1	22
Japanese	1	0	1	0	0	0	1
Italians	7	0	7	2	0	2	9
<b>Total</b>	<b>29</b>	<b>0</b>	<b>29</b>	<b>3</b>	<b>0</b>	<b>3</b>	<b>32</b>
<b>SAN LEANDE</b>							
German	62	0	62	0	0	0	62
Japanese	6	0	6	0	0	0	6
Italians	33	0	33	0	0	0	33
<b>Total</b>	<b>101</b>	<b>0</b>	<b>101</b>	<b>0</b>	<b>0</b>	<b>0</b>	<b>101</b>
<b>SAN LUIS</b>							
German	112	0	112	2	0	2	114
Japanese	113	0	113	7	0	7	120
Italians	21	0	21	0	0	0	21
<b>Total</b>	<b>246</b>	<b>0</b>	<b>246</b>	<b>9</b>	<b>0</b>	<b>9</b>	<b>255</b>

Apprehensions by Field Offices

<b>SIoux FALLS</b>								
Germans	10							
Japanese	1	1	11	0				
Italians		0	1	0	0	0	0	11
None								1
<b>Total</b>	<b>11</b>	<b>1</b>	<b>12</b>	<b>0</b>	<b>0</b>	<b>0</b>	<b>0</b>	<b>12</b>
<b>SPRINGFIELD</b>								
Germans	9	0	9	0	0	0	0	9
Japanese	2	0	2	0	0	0	0	2
Italians	4	0	4	0	0	0	0	4
<b>Total</b>	<b>15</b>	<b>0</b>	<b>15</b>	<b>0</b>	<b>0</b>	<b>0</b>	<b>0</b>	<b>15</b>
<b>WASHINGTON FIELD</b>								
Germans	12	0	12	0	0	0	0	12
Japanese	9	0	9	0	0	0	0	9
Italians	3	0	3	0	0	0	0	3
Hungarians	1	0	1	0	0	0	0	1
<b>Total</b>	<b>27</b>	<b>0</b>	<b>27</b>	<b>0</b>	<b>0</b>	<b>0</b>	<b>0</b>	<b>27</b>

JOHN EDGAR HOOVER  
DIRECTOR



Federal Bureau of Investigation  
United States Department of Justice  
Washington, D. C.

HES:em  
5:30 p.m.

May 4, 1943

MEMORANDUM FOR THE DIRECTOR

RE: APPREHENSIONS OF ENEMY ALIENS

- Mr. Tolson
- Mr. E. A. Tamm \_\_\_\_\_
- Mr. Clegg \_\_\_\_\_
- Mr. Foxworth \_\_\_\_\_
- Mr. Glavin \_\_\_\_\_
- Mr. Ladd
- Mr. Nichols
- Mr. Rosen \_\_\_\_\_
- Mr. Carson \_\_\_\_\_
- Mr. Drayton \_\_\_\_\_
- Mr. Quinn Tamm \_\_\_\_\_
- Mr. Hendon \_\_\_\_\_
- Mr. Coffey \_\_\_\_\_
- Mr. Harbo \_\_\_\_\_
- Tele. Room \_\_\_\_\_
- Tour Room \_\_\_\_\_
- Mr. Nease \_\_\_\_\_
- Mr. Tracy \_\_\_\_\_

With reference to my previous memoranda reflecting the apprehension of enemy aliens and American citizens with enemy sympathies, there is attached hereto a supplemental summary report reflecting the results of information received from the Field.

Respectfully,

*DML*  
D. M. Ladd

Enclosure

*Quint advised Detent ion -  
Government*

1 ENCL. 12  
12 53

RECORDED  
&  
INDEXED  
p 2

55 MAY 17 1943

700-2-3921

12	MAY 11 1943
----	-------------

*[Handwritten signature]*

APPREHENSIONS

	<u>Arrests of All Aliens Reported</u>			<u>Arrests of All Citizens Reported</u>			<u>Grand Total</u>
	<u>Previous</u>	<u>Additional</u>	<u>Total</u>	<u>Previous</u>	<u>Additional</u>	<u>Total</u>	
Germans	5363	115	5478	115	0	115	5,593
Japanese	5166	15	5181	477	22	499	5,680
Italians	2277	4	2281	26	0	26	2,307
Rumanians	11	0	11	0	0	0	11
Hungarians	11	0	11	0	0	0	11
Bulgarians	<u>1</u>	<u>0</u>	<u>1</u>	<u>0</u>	<u>0</u>	<u>0</u>	<u>1</u>
Total	<u>12,829</u>	<u>134</u>	<u>12,963</u>	<u>618</u>	<u>22</u>	<u>640</u>	<u>13,602</u>
				Grand Total			<u>13,602</u>

100-7-3921

APPREHENSIONS BY FIELD OFFICES

	<u>ARRESTS OF ALL ALIENS REPORTED</u>			<u>ARRESTS OF ALL CITIZENS REPORTED</u>			Grand Total
	Previous	Additional	Total	Previous	Additional	Total	
<b>ALBANY</b>							
Germans	70	0	70	0	0	0	70
Japanese	3	0	3	0	0	0	3
Italians	41	0	41	0	0	0	41
Total	114	0	114	0	0	0	114
<b>ATLANTA</b>							
Germans	42	0	42	0	0	0	42
Japanese	3	0	3	0	0	0	3
Italians	32	0	32	0	0	0	32
Rumanians	1	0	1	0	0	0	1
Total	78	0	78	0	0	0	78
<b>BALTIMORE</b>							
Germans	50	0	50	2	0	2	52
Japanese	1	0	1	0	0	0	1
Italians	41	0	41	1	0	1	42
Hungarians	1	0	1	0	0	0	1
Total	93	0	93	3	0	3	96
<b>BIRMINGHAM</b>							
Germans	28	0	28	0	0	0	28
Japanese	3	0	3	0	0	0	3
Italians	22	0	22	0	0	0	22
Total	53	0	53	0	0	0	53
<b>BOSTON</b>							
Germans	49	1	50	0	0	0	50
Japanese	10	0	10	0	0	0	10
Italians	24	0	24	0	0	0	24
Total	83	1	84	0	0	0	84
<b>BUFFALO</b>							
Germans	44	0	44	0	0	0	44
Japanese	5	0	5	0	0	0	5
Italians	19	0	19	0	0	0	19
Total	68	0	68	0	0	0	68

ENCLOSURE 100-2-3721



Apprehensions by Field Offices

- 2 -

BUTTE							
Germans	26	0	26	0	0	0	26
Japanese	18	0	18	0	0	0	18
Italians	12	0	12	0	0	0	12
Total	56	0	56	0	0	0	56
CHARLOTTE							
Germans	27	0	27	0	0	0	27
Japanese	None			None			
Italians	18	0	18	0	0	0	18
Total	45	0	45	0	0	0	45
CHICAGO							
Germans	233	11	244	2	0	2	246
Japanese	8	0	8	1	0	1	9
Italians	7	0	7	0	0	0	7
Total	248	11	259	3	0	3	262
CINCINNATI							
Germans	61	0	61	0	0	0	61
Japanese	1	0	1	0	0	0	1
Italians	25	0	25	0	0	0	25
Total	87	0	87	0	0	0	87
CLEVELAND							
Germans	65	1	66	0	0	0	66
Japanese	5	0	5	0	0	0	5
Italians	46	1	47	2	0	2	49
Rumanians	2	0	2	0	0	0	2
Hungarians	3	0	3	0	0	0	3
Total	121	2	123	2	0	2	125
DALLAS							
Germans	54	0	54	1	0	1	55
Japanese	13	0	13	3	0	3	16
Italians	33	0	33	0	0	0	33
Total	100	0	100	4	0	4	104
DENVER							
Germans	13	0	13	0	0	0	13
Japanese	14	0	14	0	0	0	14
Italians	1	0	1	0	0	0	1
Total	28	0	28	0	0	0	28

194

Apprehensions by Field Offices

- 3 -

DES MOINES							
Germans	17	0	17	0	0	0	17
Japanese	1	0	1	0	0	0	1
Italians	1	0	1	0	0	0	1
Total	19	0	19	0	0	0	19
DETROIT							
Germans	60	4	64	2	0	2	66
Japanese	None						
Italians	5	0	5	1	0	1	6
Rumanians	2	0	2	0	0	0	2
Bulgarians	1	0	1	0	0	0	1
Total	68	4	72	3	0	3	75
EL PASO							
Germans	25	0	25	1	0	1	26
Japanese	33	0	33	0	0	0	33
Italians	17	0	17	0	0	0	17
Total	75	0	75	1	0	1	76
GRAND RAPIDS							
Germans	13	0	13	1	0	1	14
Japanese	None						
Italians	None						
Total	13	0	13	1	0	1	14
HONOLULU							
Germans	72	4	72	44	0	44	116
Japanese	725	12	737	413	22	435	1,172
Italians	14	0	14	3	0	3	17
Total	811	12	823	460	22	482	1,305
HOUSTON							
Germans	173	0	173	0	0	0	173
Japanese	62	0	62	0	0	0	62
Italians	63	0	63	1	0	1	64
Total	298	0	298	1	0	1	299

195

Apprehensions by Field Offices

HUNTINGTON							
Germans	11	0	11	0	0	0	11
Japanese	3	0	3	0	0	0	3
Italians	4	0	4	2	0	2	6
Total	18	0	18	2	0	2	20
INDIANAPOLIS							
Germans	24	0	24	0	0	0	24
Japanese	None						
Italians	5	0	5	0	0	0	5
Total	29	0	29	0	0	0	29
JACKSON							
Germans	7	0	7	0	0	0	7
Japanese	None						
Italians	1	0	1	0	0	0	1
Total	8	0	8	0	0	0	8
JUNEAU							
Germans	2	0	2	0	0	0	2
Japanese	9	0	9	0	0	0	9
Italians	None						
Total	11	0	11	0	0	0	11
KANSAS CITY							
Germans	33	0	33	0	0	0	33
Japanese	1	0	1	0	0	0	1
Italians	6	0	6	0	0	0	6
Total	40	0	40	0	0	0	40
KNOXVILLE							
Germans	1	0	1	0	0	0	1
Japanese	None						
Italians	None						
Total	1	0	1	0	0	0	1
LITTLE ROCK							
Germans	6	0	6	0	0	0	6
Japanese	1	0	1	0	0	0	1
Italians	1	0	1	0	0	0	1
Total	8	0	8	0	0	0	8
LOS ANGELES							
Germans	181	1	182	16	0	16	198

191

Apprehensions by Field Offices

- 5 -

Japanese	2,027	2	2,029	14	0	14	2,043
Italians	141	0	141	1	0	1	142
Total	2,349	3	2,352	31	0	31	2,383
LOUISVILLE							
Germans	17	0	17	1	0	1	18
Japanese	1	0	1	0	0	0	1
Italians	None						
Total	18	0	18	1	0	1	19
MEMPHIS							
Germans	8	0	8	0	0	0	8
Japanese	None						
Italians	1	0	1	0	0	0	1
Total	9	0	9	0	0	0	9
MIAMI							
Germans	152	1	153	2	0	2	155
Japanese	29	0	29	0	0	0	29
Italians	212	0	212	0	0	0	212
Total	393	1	394	2	0	2	396
MILWAUKEE							
Germans	101	0	101	1	0	1	102
Japanese	None						
Italians	1	0	1	0	0	0	1
Total	102	0	102	1	0	1	103
NEWARK							
Germans	596	21	617	3	0	3	620
Japanese	47	0	47	1	0	1	48
Italians	30	0	30	0	0	0	30
Rumanians	1	0	1	0	0	0	1
Total	674	21	695	4	0	4	699
NEW HAVEN							
Germans	82	1	83	0	0	0	83
Japanese	31	0	31	0	0	0	31
Italians	29	1	30	0	0	0	30
Total	142	2	144	0	0	0	144

197

Apprehensions by Field Office

NEW ORLEANS							
Germans	46	0	46	0	0	0	46
Japanese	9	0	9	0	0	0	9
Italians	232	1	233	0	0	0	233
Total	287	1	288	0	0	0	288
NEW YORK							
Germans	1,730	32	1,762	4	0	4	1,766
Japanese	380	0	380	8	0	8	388
Italians	400	0	400	5	0	5	405
Rumanians	3	0	3	0	0	0	3
Hungarians	5	0	5	0	0	0	5
Total	2,518	32	2,550	17	0	17	2,567
NORFOLK							
Germans	13	0	13	0	0	0	13
Japanese	31	0	31	0	0	0	31
Italians	12	0	12	0	0	0	12
Total	56	0	56	0	0	0	56
OKLAHOMA CITY							
Germans	9	0	9	0	0	0	9
Japanese	None						
Italians	1	0	1	0	0	0	1
Total	10	0	10	0	0	0	10
OMAHA							
Germans	2	0	2	1	0	1	3
Japanese	3	0	3	0	0	0	3
Italians	1	0	1	0	0	0	1
Total	6	0	6	1	0	1	7
PHILADELPHIA							
Germans	263	4	267	10	0	10	277
Japanese	30	0	30	1	0	1	31
Italians	75	0	75	0	0	0	75
Rumanians	1	0	1	0	0	0	1
Hungarians	1	0	1	0	0	0	1
Total	370	4	374	11	0	11	385

Apprehensions by Field Office

- 7 -

PHOENIX							
Germans	39	0	39	1	0	1	40
Japanese	68	0	68	3	0	3	71
Italians	31	0	31	0	0	0	31
Total	138	0	138	4	0	4	142
PITTSBURGH							
Germans	45	32	77	7	0	7	84
Japanese	None						
Italians	33	0	33	1	0	1	34
Total	78	32	110	8	0	8	118
PORTLAND							
Germans	130	0	130	1	0	1	131
Japanese	103	0	103	1	0	1	104
Italians	33	0	33	0	0	0	33
Rumanians	1	0	1	0	0	0	1
Total	267	0	267	2	0	2	269
PROVIDENCE							
Germans	8	0	8	0	0	0	8
Japanese	None						
Italians	2	0	2	0	0	0	2
Total	10	0	10	0	0	0	10
RICHMOND							
Germans	29	0	29	0	0	0	29
Japanese	None						
Italians	26	0	26	0	0	0	26
Total	55	0	55	0	0	0	55
ST. LOUIS							
Germans	42	0	42	4	0	4	46
Japanese	1	0	1	0	0	0	1
Italians	10	0	10	0	0	0	10
Total	53	0	53	4	0	4	57
ST. PAUL							
Germans	19	0	19	0	0	0	19
Japanese	2	0	2	0	0	0	2
Italians	None						
Total	21	0	21	0	0	0	21

199

Apprehensions by Field Office

- 8 -

## SALT LAKE CITY

Germans	35	0	35	0	0	0	35
Japanese	154	1	155	10	0	10	165
Italians	16	0	16	2	0	2	18
Total	205	1	206	12	0	12	218

## SAN ANTONIO

Germans	34	0	34	2	0	2	36
Japanese	9	0	9	0	0	0	9
Italians	17	0	17	0	0	0	17
Total	60	0	60	2	0	2	62

## SAN DIEGO

Germans	37	0	37	0	0	0	37
Japanese	270	0	270	2	0	2	272
Italians	6	0	6	0	0	0	6
Total	313	0	313	2	0	2	315

## SAN FRANCISCO

Germans	313	5	318	6	0	6	324
Japanese	620	0	620	13	0	13	633
Italians	449	1	450	5	0	5	455
Total	1,382	6	1,388	24	0	24	1,412

## SAN JUAN

Germans	21	0	21	1	0	1	22
Japanese	1	0	1	0	0	0	1
Italians	7	0	7	2	0	2	9
Total	29	0	29	3	0	3	32

## SAVANNAH

Germans	62	0	62	0	0	0	62
Japanese	6	0	6	0	0	0	6
Italians	33	0	33	0	0	0	33
Total	101	0	101	0	0	0	101

## SEATTLE

Germans	112	0	112	2	0	2	114
Japanese	413	0	413	7	0	7	420
Italians	32	0	32	0	0	0	32
Total	557	0	557	9	0	9	566

200

Apprehensions by Field Offices

SIOUX FALLS

Germans	10	1	11	0	0	0	11
Japanese	1	0	1	0	0	0	1
Italians	None						

Total	11	1	12	0	0	0	12
-------	----	---	----	---	---	---	----

SPRINGFIELD

Germans	9	0	9	0	0	0	9
Japanese	2	0	2	0	0	0	2
Italians	4	0	4	0	0	0	4

Total	15	0	15	0	0	0	15
-------	----	---	----	---	---	---	----

WASHINGTON FIELD

Germans	12	0	12	0	0	0	12
Japanese	9	0	9	0	0	0	9
Italians	5	0	5	0	0	0	5
Hungarians	1	0	1	0	0	0	1

Total	27	0	27	0	0	0	27
-------	----	---	----	---	---	---	----



SUBJECT

FILE #

Serial	Xerox	Pages		Exemptions
		Act.	Rel.	
3931	7/6/43	ENC-5 1		REFER TO ARMY
3932	7/6/43	ENC-1 1		REFER TO ARMY
3933	7/7/43	1	1	
3934	7/7/43	1	1	
3935	6/30/43	ENC-2 1	3	
3936	7/4/43	3	3	
3937	7/23/43	2	2	
3938	6/30/43	ENC-11 1	12	
3939	7/13/43	1		REFER TO ARMY
3939	7/29/43	2	1	<del>██████████</del>
3940	8/3/43	ENC-2 1	3	

JOHN EDGAR HOOVER  
DIRECTOR

C-287



Federal Bureau of Investigation  
United States Department of Justice  
Washington, D. C.

May 5, 1943

- Mr. Tolson ✓
- Mr. E. A. Tamm
- Mr. Clegg
- Mr. Glavin
- Mr. Ladd ✓
- Mr. Nichols ✓
- Mr. Rosen
- Mr. Tracy
- Mr. Carson
- Mr. Coffey
- Mr. Hendon
- Mr. Kramer
- Mr. McGuire ✓
- Mr. Harbo
- Mr. Quinn Tamm
- Tele. Room
- Mr. Nease

MEMORANDUM FOR THE DIRECTOR

RE: DISPOSITION OF ALIEN ENEMY CASES

With reference to my previous memoranda regarding the dispositions made of cases of alien enemies apprehended under the Presidential Proclamations of December 7 and 8, 1941, relating to aliens of German, Japanese, and Italian nationalities, and under the Presidential Proclamation of July 17, 1942, pertaining to aliens of Rumanian, Hungarian, and Bulgarian nationalities, there is attached hereto a supplemental summary report reflecting the number of dispositions received as of May 5, 1943, for aliens of these nationalities.

Respectfully,

*D. M. Ladd*  
D. M. Ladd

*[Handwritten initials and signature]*

Attachment

*0 Custodial Detention - General*

1 ENCL. 12



RECORDED  
&  
INDEXED

100-2-3922

F	B
12	MAY 10 1943

*[Handwritten signature]*

205

DISPOSITION OF GERMAN, JAPANESE, AND ITALIAN ALIEN ENTRY CASES AS OF MAY 5, 1943

	<u>GERMANS</u>		<u>JAPANESE</u>		<u>ITALIANS</u>		<u>TOTALS</u>	
	Number	Per Cent	Number	Per Cent	Number	Per Cent	Number	Per Cent
Aliens apprehended	5,478		5,181		2,281		12,940	
Released without hearing	1,255	22.91	220	4.25	1,417	62.12	2,892	22.35

Dispositions ordered by the Attorney General:

Internment	1,789	32.65	2,181	42.10	211	9.25	4,181	32.38
Parole	1,435	26.19	1,455	28.08	375	16.44	3,265	25.23
Release	509	9.29	428	8.26	227	9.95	1,164	8.92

Dispositions ordered by the Military Authorities in Hawaii and Alaska:

Internment	17	.31	612	11.81	0		629	4.86
Parole	26	.49	59	1.15	6	.26	91	.20
Release	7	.13	9	.17	1	.04	17	.14
Deceased	7	.13	8	.15	1	.04	16	.13
Repatriated	2	.04	31	.60	9	.40	42	.32
Dispositions awaited	431	7.86	178	3.43	34	1.50	643	4.97

Totals 5,478 5,181 2,281 12,940

COPIES DESTROYED  
R442 AUG 2 1952

ENCLOSURE

204

DISPOSITION OF HUNGARIAN, BULGARIAN, AND ROMANIAN ALIEN ENTRY CASES OF MAY 5, 1943

	<u>HUNGARIANS</u>		<u>BULGARIANS</u>		<u>ROMANIANS</u>		<u>TOTALS</u>	
	Number	Per Cent	Number	Per Cent	Number	Per Cent	Number	Per Cent
Aliens apprehended	11		1		11		23	
Released without hearing	2	18.18	0		1	9.09	3	13.04
Dispositions ordered by the Attorney General:								
Internment	1	9.09	1	100.00	2	18.18	4	17.39
Parole	3	27.27	0		2	18.18	5	21.74
Release	3	27.27	0		3	27.27	6	26.08
Dispositions ordered by the Military Authorities in Hawaii and Alaska:								
Internment	0		0		0		0	
Parole	0		0		0		0	
Release	0		0		0		0	
Deceased	0		0		0		0	
Repatriated	0		0		0		0	
Dispositions awaited	2	18.18	0		3	27.27	5	21.74
Totals	11		1		11		23	

HWS: zmn

May 10, 1943

PERSONAL AND [REDACTED]  
VIA DIPLOMATIC AIR COURIER POUCH

[REDACTED]  
Legal Attache  
The American Embassy  
London, England

*Confidential Report on [REDACTED]*

RE: DISPOSITION OF ALIEN ENEMY CASES

Mr. Tolson lear [REDACTED]

Mr. E. A. Tamm

Mr. Clegg \_\_\_\_\_ As of possible interest to you, there are being transmitted  
Mr. Coffey erwith copies of statistics dated May 5, 1943, reflecting the dispositions  
Mr. Glavin hich have been received in the cases of alien enemies who have been appre-  
Mr. Ladd ended by the Bureau under the Alien Enemy Control Program.

Mr. Nichols \_\_\_\_\_

Very truly yours,

Mr. Rosen \_\_\_\_\_

Mr. Tracy \_\_\_\_\_

Mr. Carson \_\_\_\_\_

Mr. Harbo \_\_\_\_\_

Mr. Hendon \_\_\_\_\_

Mr. McGuire \_\_\_\_\_

Mr. Mumford \_\_\_\_\_

Mr. Piper \_\_\_\_\_

Mr. Quinn Tamm \_\_\_\_\_

Mr. Nease \_\_\_\_\_

Miss Gandy \_\_\_\_\_

COMMUNICATIONS SECTION  
MAILED 7  
MAY 11 1943  
Enclosure  
FEDERAL BUREAU OF INVESTIGATION  
U. S. DEPARTMENT OF JUSTICE

RECORDED  
COMMUNICATIONS SECTION  
MAILED 7  
MAY 12 1943 P.M.  
FEDERAL BUREAU OF INVESTIGATION  
U. S. DEPARTMENT OF JUSTICE

John Edgar Hoover  
Director  
MAY 12 1943  
FEDERAL BUREAU OF INVESTIGATION  
U. S. DEPARTMENT OF JUSTICE

26 MAY 19 1943

HWS:zmm

May 10, 1943

PERSONAL AND [REDACTED]  
VIA DIPLOMATIC AIR COURIER POUCH

[REDACTED]  
Legal Attache  
The American Embassy  
London, England

RE: INTERNAL SECURITY  
ALIEN ENEMY CONTROL

Mr. Tolson

Mr. E. A. Tamm

Mr. Clegg

Mr. Coffey

Mr. Glavin

Mr. Ladd

Mr. Nichols

Mr. Rosen

Mr. Tracy

Mr. Carson

Mr. Harbo

Mr. Hendon

Mr. McGuire

Mr. Mumford

Mr. Piper

Mr. Quinn Tamm

Mr. Nease

Miss Gandy

As of possible interest to you, there are attached copies of statistics dated May 4, 1943, reflecting the number of individuals apprehended under the Alien Enemy Control Program by the various Field Offices of this Bureau. 5

COMMUNICATIONS SECTION  
MAILED 7  
MAY 12 1943 P.M.  
Enclosure  
FEDERAL BUREAU OF INVESTIGATION  
DEPARTMENT OF JUSTICE  
Mr. Burton

8 MAY 19 1943

RECORDED  
Very truly yours,  
FEDERAL BUREAU OF INVESTIGATION  
MAY 14 1943  
John Edgar Hoover  
Director  
DEPARTMENT OF JUSTICE

65  
[Handwritten signatures and initials]

0  
[Vertical handwritten notes]

RAG:fm

May 25, 1943

PERSONAL AND [REDACTED]

SAC, San Antonio

*Summary* RE: CUSTODIAL DETENTION CARDS

Dear Sir:

There follows hereafter a list of the individuals for whom active custodial detention cards are maintained in the Bureau together with the address of each individual. This list does not include alien enemies or individuals who have been inducted into the Armed Forces inasmuch as these cards should have been placed in the investigative files.

It is desired that you check this list against your confidential custodial detention card file in order to determine whether any discrepancy exists between your records and the records maintained at the Bureau. In the event such a discrepancy exists, the Bureau should be advised by separate letter bearing the appropriate caption for each case.

ALIENS

German

None

Communist

*0 Custodial Detention Cards  
MAY 26*

3925

In order that this list may be accurate, it is believed that the full name in each case should be listed on the custodial detention card. Therefore, wherever the full name has not as yet been ascertained, an effort should be made to obtain this information in order that the custodial detention card may be complete. With regard to ██████████, who is listed under the classification "Unknown Citizenship", an effort should be made to obtain his citizenship status at the earliest possible moment.

It is expected that the check made against your confidential custodial detention card file will be made in a thorough manner in order that no discrepancy will exist.

Very truly yours,

John Edgar Hoover  
Director

Mr. Tolson \_\_\_\_\_  
Mr. E. A. Tamm \_\_\_\_\_  
Mr. Clegg \_\_\_\_\_  
Mr. Coffey \_\_\_\_\_  
Mr. Glavin \_\_\_\_\_  
Mr. Ladd \_\_\_\_\_  
Mr. Nichols \_\_\_\_\_  
Mr. Rosen \_\_\_\_\_  
Mr. Tracy \_\_\_\_\_  
Mr. Carson \_\_\_\_\_  
Mr. Harbo \_\_\_\_\_  
Mr. Hendon \_\_\_\_\_  
Mr. McGuire \_\_\_\_\_  
Mr. Mumford \_\_\_\_\_  
Mr. Piper \_\_\_\_\_  
Mr. Quinn Tamm \_\_\_\_\_  
Mr. Nease \_\_\_\_\_  
Miss Gandy \_\_\_\_\_  
\_\_\_\_\_

3225



(A). ALIEN ENEMY PAROLEES. -- The Bureau has recently received a copy of certain instructions relative to alien enemy parolees, which were issued to all District Directors of the Immigration and Naturalization Service. For your information, a summary of these instructions is set out:

The Immigration and Naturalization Service has directed that thorough investigations be conducted at irregular intervals in the cases of all alien enemy parolees (with the exception of those within War Relocation Centers) to determine whether the aliens are complying with the conditions of parole and the alien enemy regulations. The frequency of these investigations should be determined by the particular circumstances of each case, but not more than six months should elapse between such investigations in any individual case. The investigation should be along the lines suggested by the information which was presented or developed at the alien enemy hearing, and should include appropriate inquiry of the likely sources of information concerning the conduct and activity of the alien enemies. Included in the report of such investigation, there should be a recommendation by the investigating officer as to whether or not parole of the alien enemy should be continued. In the event of a violation of parole, or if some reason for another hearing is indicated, a copy of the report should be immediately furnished the appropriate United States Attorney.

In every instance where an investigation is proposed by a local office of the Immigration and Naturalization Service, the appropriate FBI Field Office should be notified by letter that such an investigation is planned for a specified date at least ten days in advance of the date of the notification letter. The notification to the FBI Field Office will state that the inquiry will proceed as scheduled except upon the receipt within that ten day period of a written request from the FBI Field Office to defer the investigation on the ground that it would interfere in some manner with action which the FBI might be taking or contemplating in connection with the case of the alien enemy. Also included in the letter of notification should be a request for any information in the possession of the FBI which might be pertinent to the parole status of the alien and which has not previously been made known to the Immigration and Naturalization Service.

*Walden 10/11/43*

ORIGINAL FILED IN 66-03-11

TORY  
BUY  
UNITED  
STATES  
WAR  
BONDS  
AND  
STAMPS

100-3-  
NOT RECORDED

273  
OCT 9 1943

5-12-43

BUREAU BULLETIN NO. 23  
Second Series 1943

- 2 -

In any case where the FBI Field Office requests that investigation by the Immigration and Naturalization Service be deferred, this request should be complied with. In the event no request for deferment is received, the investigation should be conducted as contemplated, but any information discovered which might be of value to the FBI in the discharge of its functions should be promptly transmitted to the appropriate FBI Field Office.

It will be noted from the above summary that the Immigration and Naturalization Service intends to investigate the activities of alien enemy parolees for the primary purpose of determining whether or not they have complied with the terms of their paroles, and not with the thought in mind of securing information as to their continued engaging in subversive activities. Furthermore, the local offices of the Immigration and Naturalization Service have been instructed to forward any information which they may secure relative to an alien enemy parolee's engaging in subversive activities to the appropriate Field Office of the Bureau. The Immigration and Naturalization Service has jurisdiction over such investigations since that service has been charged with the administration of the paroles of alien enemies.

Field Offices should, therefore, furnish all pertinent information relative to alien enemies thus being investigated to the appropriate offices of the Immigration and Naturalization Service upon the receipt of requests for this information. Care should be taken, of course, that the identities of confidential informants of the Bureau are properly protected. Each Field Office should also make adequate arrangements with the Immigration and Naturalization Service in its Field Division to be promptly advised of any information coming to the attention of that service which would indicate that any alien enemy parolee has engaged in subversive activities subsequent to his parole, since the investigation of such activities is still within the primary jurisdiction of the Bureau and will not be carried on by the Immigration and Naturalization Service.

HWS:slm  
6/2/43

JUN -3 1943

MEMORANDUM FOR THE ASSISTANT GENERAL

In connection with the apprehension of German, Japanese, Italian, Rumanian, Hungarian and Bulgarian individuals, there is attached hereto a summary report reflecting the number of apprehensions by Field Offices.

Respectfully,  
J. Edgar Hoover

John Edgar Hoover  
Director

Enclosure

- Mr. Tolson \_\_\_\_\_
- Mr. E. A. Tamm \_\_\_\_\_
- Mr. Clegg \_\_\_\_\_
- Mr. Coffey \_\_\_\_\_
- Mr. Glavin \_\_\_\_\_
- Mr. Ladd \_\_\_\_\_
- Mr. Nichols \_\_\_\_\_
- Mr. Rosen \_\_\_\_\_
- Mr. Tracy \_\_\_\_\_
- Mr. Carson \_\_\_\_\_
- Mr. Harbo \_\_\_\_\_
- Mr. Hendon \_\_\_\_\_
- Mr. McGuire \_\_\_\_\_
- Mr. Mumford \_\_\_\_\_
- Mr. Piper \_\_\_\_\_
- Mr. Quinn Tamm \_\_\_\_\_
- Mr. Nease \_\_\_\_\_
- Miss Gandy \_\_\_\_\_

FROM D. O.  
DATE 7-05-43  
BY [Signature]

RECORDED

100-3926  
RECEIVED  
JUN 24 1943  
52 AM

*Used over  
by [Signature]*

*[Handwritten initials]*

*[Handwritten initials]*

5  
ENCLOSURE  
147 D70

JUN 4 1943

*Vertical handwritten text on the left margin*

APPROXIMATIONS

December 7, 1941 to June 1, 1943

	<u>Arrests of All Aliens Reported</u>			<u>Arrests of All Citizens Reported</u>			<u>Grand Total</u>
	<u>Previous</u>	<u>Additional</u>	<u>Total</u>	<u>Previous</u>	<u>Additional</u>	<u>Total</u>	
Germans	5,478	62	5,540	115	1	116	5,656
Japanese	5,181	25	5,206	499	28	527	5,733
Italians	2,281	0	2,281	26	0	26	2,307
Romanians	11	0	11	0	0	0	11
Hungarians	11	0	11	0	0	0	11
Bulgarians	1	0	1	0	0	0	1
<b>Total</b>	12,963	87	13,050	640	29	669	<u>13,719</u>
							<u>Grand Total</u> <u>13,719</u>

ENCLOSURE

100-2-3929

273

ARRESTIONS BY FIELD OFFICES

December 7, 1941 to June 1, 1943

	<u>ARRESTS OF ALL ALIENS REPORTED</u>			<u>ARRESTS OF ALL CITIZENS REPORTED</u>			Grand Total
	Previous	Additional	Total	Previous	Additional	Total	
<u>ALBANY</u>							
Germans	70	2	72	None			72
Japanese	3	0	3	None			3
Italians	41	0	41	None			41
<b>Total</b>	<b>114</b>	<b>2</b>	<b>116</b>	<b>None</b>			<b>116</b>
<u>ATLANTA</u>							
Germans	42	0	42	None			42
Japanese	3	0	3	None			3
Italians	32	0	32	None			32
Rumanians	1	0	1	None			1
<b>Total</b>	<b>78</b>	<b>0</b>	<b>78</b>	<b>None</b>			<b>78</b>
<u>BALTIMORE</u>							
Germans	50	0	50	2	0	2	52
Japanese	1	0	1	None			1
Italians	41	0	41	1	0	1	42
Hungarians	1	0	1	None			1
<b>Total</b>	<b>93</b>	<b>0</b>	<b>93</b>	<b>3</b>	<b>0</b>	<b>3</b>	<b>96</b>
<u>BIRMINGHAM</u>							
Germans	23	0	23	None			23
Japanese	3	0	3	None			3
Italians	22	0	22	None			22
<b>Total</b>	<b>53</b>	<b>0</b>	<b>53</b>	<b>None</b>			<b>53</b>
<u>BOSTON</u>							
Germans	50	0	50	None			50
Japanese	10	0	10	None			10
Italians	24	0	24	None			24
<b>Total</b>	<b>84</b>	<b>0</b>	<b>84</b>	<b>None</b>			<b>84</b>

ENCLOSURE

100 - 2 - 3924

21

December 7, 1941 to June 1, 1943

<u>BUFFALO</u>									
Germans	44	0	44	None					44
Japanese	5	0	5	None					5
Italians	19	0	19	None					19
<b>Total</b>	<b>68</b>	<b>0</b>	<b>68</b>	<b>None</b>					<b>68</b>
<u>PITTSBURGH</u>									
Germans	26	1	27	None					27
Japanese	13	0	13	None					13
Italians	12	0	12	None					12
<b>Total</b>	<b>56</b>	<b>0</b>	<b>57</b>	<b>None</b>					<b>57</b>
<u>CHARLOTTE</u>									
Germans	27	0	27	None					27
Japanese	None	0	18	None					18
Italians	18	0	18	None					18
<b>Total</b>	<b>45</b>	<b>0</b>	<b>45</b>	<b>None</b>					<b>45</b>
<u>CHICAGO</u>									
Germans	244	11	255	2	0	2			257
Japanese	8	0	8	1	0	1			9
Italians	7	0	7	None					7
<b>Total</b>	<b>259</b>	<b>11</b>	<b>270</b>	<b>3</b>	<b>0</b>	<b>3</b>			<b>273</b>
<u>CINCINNATI</u>									
Germans	61	0	61	None					61
Japanese	1	0	1	None					1
Italians	25	0	25	None					25
<b>Total</b>	<b>87</b>	<b>0</b>	<b>87</b>	<b>None</b>					<b>87</b>
<u>CLEVELAND</u>									
Germans	66	1	67	None					67
Japanese	5	0	5	None					5
Italians	47	0	47	2	0	2			49
Rumanians	2	0	2	None					2
Hungarians	3	0	3	None					3
<b>Total</b>	<b>123</b>	<b>1</b>	<b>124</b>	<b>2</b>	<b>0</b>	<b>2</b>			<b>126</b>

215

December 7, 1941 to June 1, 1943

- 3 -

<u>DALLAS</u>							
Germans	54	0	54	1	0	1	55
Japanese	13	0	13	3	0	3	16
Italians	33	0	33	None			33
<b>Total</b>	<b>100</b>	<b>0</b>	<b>100</b>	<b>4</b>	<b>0</b>	<b>4</b>	<b>104</b>
<u>DAYTON</u>							
Germans	13	0	13	None			13
Japanese	14	0	14	None			14
Italians	1	0	1	None			1
<b>Total</b>	<b>28</b>	<b>0</b>	<b>28</b>	<b>None</b>			<b>28</b>
<u>DES MOINES</u>							
Germans	17	0	17	None			17
Japanese	1	0	1	None			1
Italians	1	0	1	None			1
<b>Total</b>	<b>19</b>	<b>0</b>	<b>19</b>	<b>None</b>			<b>19</b>
<u>INDIANAPOLIS</u>							
Germans	64	0	64	2	0	2	66
Japanese	None						
Italians	5	0	5	1	0	1	6
Rumanians	2	0	2	None			2
Bulgarians	1	0	1	None			1
<b>Total</b>	<b>72</b>	<b>0</b>	<b>72</b>	<b>3</b>	<b>0</b>	<b>3</b>	<b>75</b>
<u>EL PASO</u>							
Germans	25	0	25	1	0	1	26
Japanese	33	0	33	None			33
Italians	17	0	17	None			17
<b>Total</b>	<b>75</b>	<b>0</b>	<b>75</b>	<b>1</b>	<b>0</b>	<b>1</b>	<b>76</b>
<u>GRANT RAPIDS</u>							
Germans	13	0	13	1	0	1	14
Japanese	None						
Italians	None						
<b>Total</b>	<b>13</b>	<b>0</b>	<b>13</b>	<b>1</b>	<b>0</b>	<b>1</b>	<b>14</b>

December 7, 1941 to June 1, 1943

- 4 -

MEMPHIS

Germans	72	1	73	44	1	45	113
Japanese	737	20	757	435	28	463	1,220
Italians	14	0	14	3	0	3	17
Total	823	21	844	480	29	511	1,355

HONOLULU

Germans	173	0	173	None			173
Japanese	62	0	62	None			62
Italians	63	0	63	1	0	1	64
Total	298	0	298	1	0	1	299

HUNTINGTON

Germans	11	0	11	None			11
Japanese	3	0	3	None			3
Italians	4	0	4	2	0	2	6
Total	18	0	18	2	0	2	20

INDIANAPOLIS

Germans	24	3	27	None			27
Japanese	None	0		None			
Italians	5	0	5	None			5
Total	29	3	32	None			32

JACKSON

Germans	7	0	7	None			7
Japanese	None	0		None			
Italians	1	0	1	None			1
Total	8	0	8	None			8

JUNEAU

Germans	2	0	2	None			2
Japanese	9	0	9	None			9
Italians	None	0		None			
Total	11	0	11	None			11

217



December 7, 1941 to June 1, 1943

<u>KANSAS CITY</u>							
Germans	33	0	33	None			33
Japanese	1	0	1	None			1
Italians	6	0	6	None			6
<b>Total</b>	<b>40</b>	<b>0</b>	<b>40</b>	<b>None</b>			<b>40</b>
<u>KNOXVILLE</u>							
Germans	1	0	1	None			1
Japanese	None						
Italians	None						
<b>Total</b>	<b>1</b>	<b>0</b>	<b>1</b>	<b>None</b>			<b>1</b>
<u>LITTLE ROCK</u>							
Germans	6	0	6	None			6
Japanese	1	0	1	None			1
Italians	1	0	1	None			1
<b>Total</b>	<b>8</b>	<b>0</b>	<b>8</b>	<b>None</b>			<b>8</b>
<u>LOS ANGELES</u>							
Germans	182	0	182	16	0	16	198
Japanese	2,029	0	2,029	14	0	14	2,043
Italians	141	0	141	1	0	1	142
<b>Total</b>	<b>2,352</b>	<b>0</b>	<b>2,352</b>	<b>31</b>	<b>0</b>	<b>31</b>	<b>2,383</b>
<u>LOUISVILLE</u>							
Germans	17	0	17	1	0	1	18
Japanese	1	0	1	None			1
Italians	None						
<b>Total</b>	<b>18</b>	<b>0</b>	<b>18</b>	<b>1</b>	<b>0</b>	<b>1</b>	<b>19</b>
<u>MEMPHIS</u>							
Germans	8	0	8	None			8
Japanese	None						
Italians	1	0	1	None			1
<b>Total</b>	<b>9</b>	<b>0</b>	<b>9</b>	<b>None</b>			<b>9</b>

21

December 7, 1941 to June 1, 1943

- 6 -

MIAMI

Germans	153	1	154	2	0	2	156
Japanese	29	0	29	None			29
Italians	212	0	212	None			212
<b>Total</b>	<b>394</b>	<b>1</b>	<b>395</b>	<b>2</b>	<b>0</b>	<b>2</b>	<b>397</b>

MILWAUKEE

Germans	101	2	103	1	0	1	104
Japanese	None						
Italians	1	0	1	None			1
<b>Total</b>	<b>102</b>	<b>2</b>	<b>104</b>	<b>1</b>	<b>0</b>	<b>1</b>	<b>105</b>

NEWARK

Germans	617	13	630	3	0	3	633
Japanese	47	0	47	1	0	1	48
Italians	30	0	30	None			30
Rumanians	1	0	1	None			1
<b>Total</b>	<b>695</b>	<b>13</b>	<b>708</b>	<b>4</b>	<b>0</b>	<b>4</b>	<b>712</b>

NEW HAVEN

Germans	83	0	83	None			83
Japanese	31	0	31	None			31
Italians	30	0	30	None			30
<b>Total</b>	<b>144</b>	<b>0</b>	<b>144</b>	<b>None</b>			<b>144</b>

NEW ORLEANS

Germans	46	0	46	None			46
Japanese	9	0	9	None			9
Italians	233	0	233	None			233
<b>Total</b>	<b>288</b>	<b>0</b>	<b>288</b>	<b>None</b>			<b>288</b>

NEW YORK

Germans	1,762	21	1,783	4	0	4	1,787
Japanese	380	0	380	8	0	8	388
Italians	400	0	400	5	0	5	405
Rumanians	3	0	3	None			3
Hungarians	5	0	5	None			5
<b>Total</b>	<b>2,550</b>	<b>21</b>	<b>2,571</b>	<b>17</b>	<b>0</b>	<b>17</b>	<b>2,588</b>

217

December 7, 1941 to June 1, 1943

- 7 -

<u>INDONESIA</u>							
Germans	13	0	13	None			13
Japanese	31	0	31	None			31
Italians	12	0	12	None			12
Total	56	0	56	None			56
<u>OSTRALIA CASE</u>							
Germans	9	0	9	None			9
Japanese	None						
Italians	1	0	1	None			1
Total	10	0	10	None			10
<u>CHINA</u>							
Germans	2	0	2	1	0	1	3
Japanese	3	0	3	None			3
Italians	1	0	1	None			1
Total	6	0	6	1	0	1	7
<u>PHILIPPINES</u>							
Germans	207	4	271	10	0	10	281
Japanese	30	0	30	1	0	1	31
Italians	75	0	75	None			75
Rumanians	1	0	1	None			1
Hungarians	1	0	1	None			1
Total	314	4	378	11	0	11	399
<u>INDONESIA</u>							
Germans	39	0	39	1	0	1	40
Japanese	68	1	69	3	0	3	72
Italians	31	0	31	None			31
Total	138	1	139	4	0	4	143
<u>INDONESIA</u>							
Germans	77	0	77	7	0	7	84
Japanese	None						
Italians	33	0	33	1	0	1	34
Total	110	0	110	8	0	8	118

December 7, 1941 to June 1, 1943

- 8 -

PORTLAND

Germans	130	0	130	1	0	1	131
Japanese	103	0	103	1	0	1	104
Italians	33	0	33	None			33
Rumanians	1	0	1	None			1
<b>Total</b>	<b>267</b>	<b>0</b>	<b>267</b>	<b>2</b>	<b>0</b>	<b>2</b>	<b>269</b>

SEASIDE

Germans	8	0	8	None			8
Japanese	None	1	1	None			1
Italians	2	0	2	None			2
<b>Total</b>	<b>10</b>	<b>1</b>	<b>11</b>	<b>None</b>			<b>11</b>

RICHMOND

Germans	29	0	29	None			29
Japanese	None	0	26	None			26
Italians	26	0	26	None			26
<b>Total</b>	<b>55</b>	<b>0</b>	<b>55</b>	<b>None</b>			<b>55</b>

ST. LOUIS

Germans	42	1	43	4	0	4	47
Japanese	1	0	1	None			1
Italians	10	0	10	None			10
<b>Total</b>	<b>53</b>	<b>1</b>	<b>54</b>	<b>4</b>	<b>0</b>	<b>4</b>	<b>58</b>

ST. PAUL

Germans	19	0	19	None			19
Japanese	2	0	2	None			2
Italians	None	0					
<b>Total</b>	<b>21</b>	<b>0</b>	<b>21</b>	<b>None</b>			<b>21</b>

SALT LAKE CITY

Germans	35	0	35	None			35
Japanese	155	0	155	10	0	10	165
Italians	16	0	16	2	0	2	18
<b>Total</b>	<b>206</b>	<b>0</b>	<b>206</b>	<b>12</b>	<b>0</b>	<b>12</b>	<b>218</b>

221

December 7, 1941 to June 1, 1943

- 9 -

<u>SAN ANTONIO</u>							
German	34	0	34	2	0	2	36
Japanese	9	0	9	None			9
Italians	17	0	17	None			17
<b>Total</b>	<b>60</b>	<b>0</b>	<b>60</b>	<b>2</b>	<b>0</b>	<b>2</b>	<b>62</b>
<u>SAN DIEGO</u>							
German	37	0	37	None			37
Japanese	270	0	270	2	0	2	272
Italians	6	0	6	None			6
<b>Total</b>	<b>313</b>	<b>0</b>	<b>313</b>	<b>2</b>	<b>0</b>	<b>2</b>	<b>315</b>
<u>SAN FRANCISCO</u>							
German	318	0	318	6	0	6	324
Japanese	620	3	623	13	0	13	636
Italians	450	1	451	5	0	5	456
<b>Total</b>	<b>1,388</b>	<b>4</b>	<b>1,392</b>	<b>24</b>	<b>0</b>	<b>24</b>	<b>1,416</b>
<u>SAN JUAN</u>							
German	21	0	21	1	0	1	22
Japanese	1	0	1	None			1
Italians	5	0	5	2	0	2	7
<b>Total</b>	<b>27</b>	<b>0</b>	<b>27</b>	<b>3</b>	<b>0</b>	<b>3</b>	<b>30</b>
<u>SAVANNAH</u>							
German	62	0	62	None			62
Japanese	6	0	6	None			6
Italians	33	0	33	None			33
<b>Total</b>	<b>101</b>	<b>0</b>	<b>101</b>	<b>None</b>			<b>101</b>
<u>SEATTLE</u>							
German	112	0	112	2	0	2	114
Japanese	413	0	413	7	0	7	420
Italians	32	0	32	None			32
<b>Total</b>	<b>557</b>	<b>0</b>	<b>557</b>	<b>9</b>	<b>0</b>	<b>9</b>	<b>566</b>

222

December 7, 1941 to June 1, 1943

- 10 -

SIXTY DAYS

Germans	11	0	11	None	11
Japanese	1	0	1	None	1
Italians	None				
<b>Total</b>	<b>12</b>	<b>0</b>	<b>12</b>	<b>None</b>	<b>12</b>

SHEPHERD FIELD

Germans	9	1	10	None	10
Japanese	2	0	2	None	2
Italians	4	0	4	None	4
<b>Total</b>	<b>15</b>	<b>1</b>	<b>16</b>	<b>None</b>	<b>16</b>

WASHINGTON FIELD

Germans	12	0	12	None	12
Japanese	9	0	9	None	9
Italians	5	0	5	None	5
Hungarians	1	0	1	None	1
<b>Total</b>	<b>27</b>	<b>0</b>	<b>27</b>	<b>None</b>	<b>27</b>

223



Federal Bureau of Investigation  
United States Department of Justice  
Washington, D. C.

- Mr. Tolson
- Mr. E. A. Tamm
- Mr. Clegg
- Mr. Glavin
- Mr. Ladd
- Mr. Nichols
- Mr. Rosen
- Mr. Tracy
- Mr. Carson
- Mr. Coffey
- Mr. Hendon
- Mr. Kramer
- Mr. McGuire
- Mr. Harbo
- Mr. Quinn Tamm
- Tele. Room
- Mr. Nease
- Miss Beahm
- Miss Gandy

HWS:zmm

June 1, 1943

MEMORANDUM FOR THE DIRECTOR

RE: DISPOSITION OF ALIEN ENEMY CASES

With reference to my previous memoranda regarding the dispositions made of cases of alien enemies apprehended under the Presidential Proclamations of December 7 and 8, 1941, relating to aliens of German, Japanese, and Italian nationalities, and under the Presidential Proclamation of July 17, 1942, pertaining to aliens of Rumanian, Hungarian, and Bulgarian nationalities, there is attached hereto a supplemental summary report reflecting the number of dispositions received as of June 1, 1943, for aliens of these nationalities.

Respectfully,

*D. M. Ladd*  
D. M. Ladd

Attachment

RECORDED

100-2-3927

B I

4 JUN 3 1943

*Deal*

EX-31

*S*  
*100-2-3927*  
*d 35d132*



52 JUN 9 1943

224

DISPOSITION OF GERMAN, JAPANESE, AND ITALIAN ALIEN ENEMY CASES AS OF JUNE 1, 1943

225

	<u>GERMANS</u>		<u>JAPANESE</u>		<u>ITALIANS</u>		<u>TOTALS</u>	
	Number	Per Cent	Number	Per Cent	Number	Per Cent	Number	Per Cent
Aliens apprehended	5,540		5,206		2,281		13,027	
Released without hearing	1,255	22.65	221	4.25	1,417	62.12	2,893	22.21
Dispositions ordered by the Attorney General:								
Internment	1,835	33.12	2,154	41.38	199	8.73	4,188	32.15
Parole	1,470	26.53	1,490	28.62	383	16.79	3,343	25.66
Release	520	9.39	427	8.20	233	10.21	1,180	9.06
Dispositions ordered by the Military Authorities in Hawaii and Alaska:								
Internment	17	.31	621	11.92	0		638	4.90
Parole	27	.49	61	1.17	6	.26	94	.72
Release	7	.13	11	.21	1	.04	19	.15
Deceased	9	.16	8	.15	1	.04	18	.13
Repatriated	2	.04	31	.60	9	.40	42	.32
Dispositions awaited	398	7.18	182	3.50	32	1.41	612	4.70
<b>Totals</b>	<b>5,540</b>		<b>5,206</b>		<b>2,281</b>		<b>13,027</b>	

ENCLOSURE

CONFIDENTIAL



DISPOSITION OF HUNGARIAN, BULGARIAN, AND ROMANIAN ALIEN ENTRY CASES OF JUNE 1, 1943

	HUNGARIANS		BULGARIANS		ROMANIANS		TOTALS	
	Number	Per Cent	Number	Per Cent	Number	Per Cent	Number	Per Cent
Aliens apprehended	11		1		11		23	
Released without hearing	2	18.18	0		1	9.09	3	13.04

Dispositions ordered by the Attorney General:

Internment	1	9.09	1	100.00	2	18.18	4	17.39
Parole	3	27.27	0		2	18.18	5	21.74
Release	3	27.27	0		3	27.27	6	26.08

Dispositions ordered by the Military Authorities in Hawaii and Alaska:

Internment	0		0		0		0	
Parole	0		0		0		0	
Release	0		0		0		0	
Deceased	0		0		0		0	
Repatriated	0		0		0		0	
Dispositions awaited	2	18.18	0		3	27.27	5	21.74
<b>Totals</b>	<b>11</b>		<b>1</b>		<b>11</b>		<b>23</b>	

JOHN EDGAR HOOVER  
DIRECTOR

CC-287

Mr. Tolson ✓  
 Mr. E. A. Tamm \_\_\_\_\_  
 Mr. Clegg \_\_\_\_\_  
 Mr. Glavin \_\_\_\_\_  
 Mr. Ladd \_\_\_\_\_  
 Mr. Nichols ✓  
 Mr. Rosen \_\_\_\_\_  
 Mr. Tracy \_\_\_\_\_  
 Mr. Carson \_\_\_\_\_  
 Mr. Coffey \_\_\_\_\_  
 Mr. Hendon \_\_\_\_\_  
 Mr. Kramer \_\_\_\_\_  
 Mr. McGuire \_\_\_\_\_  
 Mr. Harbo \_\_\_\_\_  
 Mr. Quinn Tamm \_\_\_\_\_  
 Tele. Room \_\_\_\_\_  
 Mr. Nease \_\_\_\_\_  
 Miss Beahm \_\_\_\_\_  
 Miss Gandy \_\_\_\_\_  
*Starr* ✓



Federal Bureau of Investigation  
 United States Department of Justice  
 Washington, D. C.

June 1, 1943


HWS:zmn  
5:30 p.m.

MEMORANDUM FOR THE DIRECTOR

RE: APPREHENSIONS OF ENEMY ALIENS

With reference to my previous memoranda reflecting the apprehension of enemy aliens and American citizens with enemy sympathies, there is attached hereto a supplemental summary report reflecting the results of information received from the Field.

Respectfully,

  
 D. M. Ladd

Enclosure



EX-32

100-2-3929  
 F B I  
 18 JUN 15 1943

227

APPREHENSIONS

December 7, 1941 to June 1, 1943

	<u>Arrests of All Aliens Reported</u>			<u>Arrests of All Citizens Reported</u>			<u>Grand Total</u>
	<u>Previous</u>	<u>Additional</u>	<u>Total</u>	<u>Previous</u>	<u>Additional</u>	<u>Total</u>	
— Germans	5,478	62	5,540	115	1	116	5,656
Japanese	5,181	25	5,206	499	28	527	5,733
Italians	2,281	0	2,281	26	0	26	2,307
Rumanians	11	0	11	0	0	0	11
Hungarians	11	0	11	0	0	0	11
Bulgarians	1	0	1	0	0	0	1
Total	<u>12,963</u>	<u>87</u>	<u>13,050</u>	<u>640</u>	<u>29</u>	<u>669</u>	<u>13,719</u>
			<u>Grand Total</u>				<u>13,719</u>

228

APPREHENSIONS BY FIELD OFFICES

December 7, 1941 to June 1, 1943

	<u>ARRESTS OF ALL ALIENS REPORTED</u>			<u>ARRESTS OF ALL CITIZENS REPORTED</u>			Grand Total
	Previous	Additional	Total	Previous	Additional	Total	
<u>ALBANY</u>							
German	70	2	72	None			72
Japanese	3	0	3	None			3
Italians	41	0	41	None			41
Total	114	2	116	None			116
<u>ATLANTA</u>							
Germans	42	0	42	None			42
Japanese	3	0	3	None			3
Italians	32	0	32	None			32
Rumanians	1	0	1	None			1
Total	78	0	78	None			78
<u>BALTIMORE</u>							
Germans	50	0	50	2	0	2	52
Japanese	1	0	1	None			1
Italians	41	0	41	1	0	1	42
Hungarians	1	0	1	None			1
Total	93	0	93	3	0	3	96
<u>BIRMINGHAM</u>							
Germans	28	0	28	None			28
Japanese	3	0	3	None			3
Italians	22	0	22	None			22
Total	53	0	53	None			53
<u>BOSTON</u>							
Germans	50	0	50	None			50
Japanese	10	0	10	None			10
Italians	24	0	24	None			24
Total	84	0	84	None			84

December 7, 1941 to June 1, 1943

- 2 -

BUFFALO

Germans	44	0	44	None		44
Japanese	5	0	5	None		5
Italians	19	0	19	None		19
Total	68	0	68	None		68

BUTTE

Germans	26	1	27	None		27
Japanese	18	0	18	None		18
Italians	12	0	12	None		12
Total	56	0	57	None		57

CHARLOTTE

Germans	27	0	27	None		27
Japanese	None			None		
Italians	18	0	18	None		18
Total	45	0	45	None		45

CHICAGO

Germans	244	11	255	2	0	2	257
Japanese	8	0	8	1	0	1	9
Italians	7	0	7	None			7
Total	259	11	270	3	0	3	273

CINCINNATI

Germans	61	0	61	None		61
Japanese	1	0	1	None		1
Italians	25	0	25	None		25
Total	87	0	87	None		87

CLEVELAND

Germans	66	1	67	None		67	
Japanese	5	0	5	None		5	
Italians	47	0	47	2	0	2	49
Rumanians	2	0	2	None		2	
Hungarians	3	0	3	None		3	
Total	123	1	124	2	0	2	126

230

December 7, 1941 to June 1, 1943

DALLAS

Germans	54	0	54	1	0	1	55
Japanese	13	0	13	3	0	3	16
Italians	33	0	33	None			33
Total	100	0	100	4	0	4	104

DENVER

Germans	13	0	13	None			13
Japanese	14	0	14	None			14
Italians	1	0	1	None			1
Total	28	0	28	None			28

DES MOINES

Germans	17	0	17	None			17
Japanese	1	0	1	None			1
Italians	1	0	1	None			1
Total	19	0	19	None			19

DETROIT

Germans	64	0	64	2	0	2	66
Japanese	None						
Italians	5	0	5	1	0	1	6
Rumanians	2	0	2	None			2
Bulgarians	1	0	1	None			1
Total	72	0	72	3	0	3	75

EL PASO

Germans	25	0	25	1	0	1	26
Japanese	33	0	33	None			33
Italians	17	0	17	None			17
Total	75	0	75	1	0	1	76

GRAND RAPIDS

Germans	13	0	13	1	0	1	14
Japanese	None						
Italians	None						
Total	13	0	13	1	0	1	14

231

December 7, 1941 to June 1, 1943

- 4 -

HONOLULU

Germans	72	1	73	44	1	45	118
Japanese	737	20	757	435	28	463	1,220
Italians	14	0	14	3	0	3	17
Total	823	21	844	480	29	511	1,355

HOUSTON

Germans	173	0	173	None			173
Japanese	62	0	62	None			62
Italians	63	0	63	1	0	1	64
Total	298	0	298	1	0	1	299

HUNTINGTON

Germans	11	0	11	None			11
Japanese	3	0	3	None			3
Italians	4	0	4	2	0	2	6
Total	18	0	18	2	0	2	20

INDIANAPOLIS

Germans	24	3	27	None			27
Japanese	None						
Italians	5	0	5	None			5
Total	29	3	32	None			32

JACKSON

Germans	7	0	7	None			7
Japanese	None						
Italians	1	0	1	None			1
Total	8	0	8	None			8

JURIEAU

Germans	2	0	2	None			2
Japanese	9	0	9	None			9
Italians	None						
Total	11	0	11	None			11

232

December 7, 1941 to June 1, 1943

KANSAS CITY

Germans	33	0	33	None		33
Japanese	1	0	1	None		1
Italians	6	0	6	None		6
Total	40	0	40	None		40

KNOXVILLE

Germans	1	0	1	None		1
Japanese	None					
Italians	None					
Total	1	0	1	None		1

LITTLE ROCK

Germans	6	0	6	None		6
Japanese	1	0	1	None		1
Italians	1	0	1	None		1
Total	8	0	8	None		8

LOS ANGELES

Germans	182	0	182	16	0	16	198
Japanese	2,029	0	2,029	14	0	14	2,043
Italians	141	0	141	1	0	1	142
Total	2,352	0	2,352	31	0	31	2,383

LOUISVILLE

Germans	17	0	17	1	0	1	18
Japanese	1	0	1	None			1
Italians	None						
Total	18	0	18	1	0	1	19

MEMPHIS

Germans	8	0	8	None			8
Japanese	None						
Italians	1	0	1	None			1
Total	9	0	9	None			9

233



December 7, 1941 to June 1, 1943

- 6 -

MILWAUKEE

Germans	153	1	154	2	0	2	156
Japanese	29	0	29	None			29
Italians	212	0	212	None			212
Total	394	1	395	2	0	2	397

MILWAUKEE

Germans	101	2	103	1	0	1	104
Japanese	None						
Italians	1	0	1	None			1
Total	102	2	104	1	0	1	105

NEWARK

Germans	617	13	630	3	0	3	633
Japanese	47	0	47	1	0	1	48
Italians	30	0	30	None			30
Rumanians	1	0	1	None			1
Total	695	13	708	4	0	4	712

NEW HAVEN

Germans	83	0	83	None			83
Japanese	31	0	31	None			31
Italians	30	0	30	None			30
Total	144	0	144	None			144

NEW ORLEANS

Germans	46	0	46	None			46
Japanese	9	0	9	None			9
Italians	233	0	233	None			233
Total	288	0	288	None			288

NEW YORK

Germans	1,762	21	1,783	4	0	4	1,787
Japanese	380	0	380	8	0	8	388
Italians	400	0	400	5	0	5	405
Rumanians	3	0	3	None			3
Hungarians	5	0	5	None			5
Total	2,550	21	2,571	17	0	17	2,588

234

December 7, 1941 to June 1, 1943

- 7 -

<u>NORFOLK</u>								
Germans	13	0	13	None				13
Japanese	31	0	31	None				31
Italians	12	0	12	None				12
Total	56	0	56	None				56
<u>OKLAHOMA CITY</u>								
Germans	9	0	9	None				9
Japanese	None							
Italians	1	0	1	None				1
Total	10	0	10	None				10
<u>OMAHA</u>								
Germans	2	0	2	1	0	1		3
Japanese	3	0	3	None				3
Italians	1	0	1	None				1
Total	6	0	6	1	0	1		7
<u>PHILADELPHIA</u>								
Germans	267	4	271	10	0	10		281
Japanese	30	0	30	1	0	1		31
Italians	75	0	75	None				75
Rumanians	1	0	1	None				1
Hungarians	1	0	1	None				1
Total	374	4	378	11	0	11		389
<u>PHOENIX</u>								
Germans	39	0	39	1	0	1		40
Japanese	68	1	69	3	0	3		72
Italians	31	0	31	None				31
Total	138	1	139	4	0	4		143
<u>PITTSBURGH</u>								
Germans	77	0	77	7	0	7		84
Japanese	None							
Italians	33	0	33	1	0	1		34
Total	110	0	110	8	0	8		118

235

December 7, 1941 to June 1, 1943

- 8 -

PORTLAND

Germans	130	0	130	1	0	1	131
Japanese	103	0	103	1	0	1	104
Italians	33	0	33	None			33
Rumanians	1	0	1	None			1
<b>Total</b>	<b>267</b>	<b>0</b>	<b>267</b>	<b>2</b>	<b>0</b>	<b>2</b>	<b>269</b>

PROVIDENCE

Germans	8	0	8	None			8
Japanese	None	1	1	None			1
Italians	2	0	2	None			2
<b>Total</b>	<b>10</b>	<b>1</b>	<b>11</b>	<b>None</b>			<b>11</b>

RICHLAND

Germans	29	0	29	None			29
Japanese	None						
Italians	26	0	26	None			26
<b>Total</b>	<b>55</b>	<b>0</b>	<b>55</b>	<b>None</b>			<b>55</b>

ST. LOUIS

Germans	42	1	43	4	0	4	47
Japanese	1	0	1	None			1
Italians	10	0	10	None			10
<b>Total</b>	<b>53</b>	<b>1</b>	<b>54</b>	<b>4</b>	<b>0</b>	<b>4</b>	<b>58</b>

ST. PAUL

Germans	19	0	19	None			19
Japanese	2	0	2	None			2
Italians	None						
<b>Total</b>	<b>21</b>	<b>0</b>	<b>21</b>	<b>None</b>			<b>21</b>

SALT LAKE CITY

Germans	35	0	35	None			35
Japanese	155	0	155	10	0	10	165
Italians	16	0	16	2	0	2	18
<b>Total</b>	<b>206</b>	<b>0</b>	<b>206</b>	<b>12</b>	<b>0</b>	<b>12</b>	<b>218</b>

236

December 7, 1941 to June 1, 1943

<u>SAN ANTONIO</u>								
Germans	34	0	34	2	0	2	36	
Japanese	9	0	9	None			9	
Italians	17	0	17	None			17	
Total	60	0	60	2	0	2	62	
<u>SAN DIEGO</u>								
Germans	37	0	37	None	0	2	37	
Japanese	270	0	270	2			272	
Italians	6	0	6	None			6	
Total	313	0	313	2	0	2	315	
<u>SAN FRANCISCO</u>								
Germans	318	0	318	6	0	6	324	
Japanese	620	3	623	13	0	13	636	
Italians	450	1	451	5	0	5	456	
Total	1,388	4	1,392	24	0	24	1,416	
<u>SAN JUAN</u>								
Germans	21	0	21	1	0	1	22	
Japanese	1	0	1	None			1	
Italians	5	0	5	2	0	2	7	
Total	29	0	29	3	0	3	32	
<u>SAVANNAH</u>								
Germans	62	0	62	None			62	
Japanese	6	0	6	None			6	
Italians	33	0	33	None			33	
Total	101	0	101	None			101	
<u>SEATTLE</u>								
Germans	112	0	112	2	0	2	114	
Japanese	413	0	413	7	0	7	420	
Italians	32	0	32	None			32	
Total	557	0	557	9	0	9	566	

December 7, 1941 to June 1, 1943

- 10 -

SIOWY FALLS

Germans	11	0	11	None	11
Japanese	1	0	1	None	1
Italians	None				
Total	12	0	12	None	12

SPRINGFIELD

Germans	9	1	10	None	10
Japanese	2	0	2	None	2
Italians	4	0	4	None	4
Total	15	1	16	None	16

WASHINGTON FIELD

Germans	12	0	12	None	12
Japanese	9	0	9	None	9
Italians	5	0	5	None	5
Hungarians	1	0	1	None	1
Total	27	0	27	None	27

HWS:ijm  
7/3/43

JUL 5 1943

*Handwritten:* Mr. Tolson

MEMORANDUM FOR THE ATTORNEY GENERAL

In connection with the apprehension of German, Japanese, Italian, Rumanian, Hungarian and Bulgarian individuals, there is attached hereto a summary report reflecting the number of apprehensions by Field Offices.

Respectfully,

John Edgar Hoover  
Director

- Mr. Tolson \_\_\_\_\_
- Mr. E. A. Tamm \_\_\_\_\_
- Mr. Clegg \_\_\_\_\_
- Mr. Coffey \_\_\_\_\_
- Mr. Glavin \_\_\_\_\_
- Mr. Ladd \_\_\_\_\_
- Mr. Nichols \_\_\_\_\_
- Mr. Rosen \_\_\_\_\_
- Mr. Tracy \_\_\_\_\_
- Mr. Carson \_\_\_\_\_
- Mr. Harbo \_\_\_\_\_
- Mr. Hendon \_\_\_\_\_
- Mr. McGuire \_\_\_\_\_
- Mr. Mumford \_\_\_\_\_
- Mr. Piper \_\_\_\_\_
- Mr. Quinn Tamm \_\_\_\_\_
- Mr. Nease \_\_\_\_\_
- Miss Gandy \_\_\_\_\_

ENCLOSURE  
ENCLO. 1  
SENT FROM D. O.  
JUL 5 1943  
JUL 5 11 22 AM '43

RECEIVED - DIRECTOR  
U. S. DEPT. OF JUSTICE  
JUL 5 1 47 PM '43

100-2-342  
JUL 5 1943

*Handwritten signatures and initials*

239

ARRIVALS

December 7, 1941 to June 30, 1943

	<u>Arrivals of All Aliens Reported</u>			<u>Arrivals of All Citizens Reported</u>			<u>Grand Total</u>
	<u>Previous</u>	<u>Additional</u>	<u>Total</u>	<u>Previous</u>	<u>Additional</u>	<u>Total</u>	
German	*5,599	86	5,685	116	0	116	5,801
Japanese	5,206	28	5,234	527	20	537	5,771
Italians	**3,405	5	3,410	26	0	26	3,436
Romanians	11	0	11	0	0	0	11
Hungarians	11	0	11	0	0	0	11
Bulgarians	1	0	1	0	0	0	1
<b>Total</b>	<b>14,213</b>	<b>119</b>	<b>14,332</b>	<b>669</b>	<b>20</b>	<b>689</b>	<b>15,021</b>

\* Includes 59 German Seaman

\*\* Includes 1,204 Italian Seaman

ENCLOSURE

*over*

APPROXIMATE NUMBER OF PERSONS

December 7, 1941 to June 30, 1943

	<u>APPROXIMATE NUMBER OF PERSONS</u>			<u>APPROXIMATE NUMBER OF PERSONS</u>			Total Total
	Previous	Additional	Total	Previous	Additional	Total	
<u>AMERICANS</u>							
Americans	72	0	72	None			72
Japanese	3	0	3	None			3
Italians	41	0	41	None			41
<b>Total</b>	<b>116</b>	<b>0</b>	<b>116</b>	<b>None</b>			<b>116</b>
<u>ASIAN</u>							
Asians	12	0	12	None			12
Japanese	3	0	3	None			3
Italians	22	0	22	None			22
Rumanians	1	0	1	None			1
<b>Total</b>	<b>73</b>	<b>0</b>	<b>73</b>	<b>None</b>			<b>73</b>
<u>EUROPEAN</u>							
Europeans	50	0	50	2	0	2	52
Japanese	1	0	1	None			1
Italians	41	0	41	1	0	1	42
Hungarians	1	0	1	None			1
<b>Total</b>	<b>93</b>	<b>0</b>	<b>93</b>	<b>3</b>	<b>0</b>	<b>3</b>	<b>96</b>
<u>AFRICAN</u>							
Africans	22	1	23	None			23
Japanese	3	0	3	None			3
Italians	22	0	22	None			22
<b>Total</b>	<b>53</b>	<b>1</b>	<b>54</b>	<b>None</b>			<b>57</b>
<u>OTHER</u>							
Others	50	0	50	None			50
Japanese	10	0	10	None			10
Italians	24	0	24	None			24
<b>Total</b>	<b>84</b>	<b>0</b>	<b>84</b>	<b>None</b>			<b>84</b>

*ijm*

ENCLOSURE

241



December 6, 1941 to June 30, 1943

MEMPHIS

German	14	0	14	None			14
Japanese	5	0	5	None			5
Italians	19	0	19	None			19
Total	38	0	38	None			38

MEMPHIS

German	27	0	27	None			27
Japanese	13	0	13	None			13
Italians	12	0	12	None			12
Total	57	0	57	None			57

MEMPHIS

German	27	0	27	None			27
Japanese	None			None			
Italians	13	0	13	None			13
Total	40	0	40	None			40

MEMPHIS

German	255	5	260	2	0	2	262
Japanese	3	0	3	1	0	1	4
Italians	7	0	7	None			7
Total	270	5	275	3	0	3	276

MEMPHIS

German	61	0	61	None			61
Japanese	1	0	1	None			1
Italians	25	0	25	None			25
Total	87	0	87	None			87

MEMPHIS

German	67	0	67	None			67
Japanese	5	0	5	None			5
Italians	17	0	17	2	0	2	19
Russians	2	0	2	None			2
Hungarians	3	0	3	None			3
Total	124	0	124	2	0	2	126

*ipm*

242

December 7, 1941 to June 30, 1943

- 3 -

<u>PERMITS</u>							
German	52	0	52	1	0	1	54
Japanese	13	0	13	3	0	3	19
Italians	33	0	33	None	0	0	33
Total	100	0	100	4	0	4	107
<u>REVOKED</u>							
German	13	0	13	None			13
Japanese	14	0	14	None			14
Italians	1	0	1	None			1
Total	28	0	28	None			28
<u>NO PERMITS</u>							
German	17	0	17	None			17
Japanese	1	0	1	None			1
Italians	1	0	1	None			1
Total	19	0	19	None			19
<u>REVOKED</u>							
German	64	1	65	2	0	2	67
Japanese	None	0	None	1	0	1	1
Italians	5	0	5	None			5
Spaniards	2	0	2	None			2
Bulgarians	1	0	1	None			1
Total	72	1	73	3	0	3	76
<u>REVOKED</u>							
German	25	0	25	1	0	1	26
Japanese	33	0	33	None			33
Italians	17	0	17	None			17
Total	75	0	75	1	0	1	76
<u>GRAND TOTALS</u>							
German	13	0	13	1	0	1	14
Japanese	None		None				None
Italians	None		None				None
Total	13	0	13	1	0	1	14

*ijm*

243

December 7, 1941 to June 30, 1943

<u>RESEARCHERS</u>							
Japanese	72	0	73	15	0	113	128
Japanese	227	22	249	123	10	372	372
Italians	11	0	11	3	0	14	14
<b>Total</b>	<b>310</b>	<b>22</b>	<b>333</b>	<b>211</b>	<b>10</b>	<b>507</b>	<b>514</b>
<u>ENGINEERS</u>							
Japanese	173	1	174	None			174
Japanese	63	0	63	None			63
Italians	63	0	63	1	0	1	64
<b>Total</b>	<b>299</b>	<b>1</b>	<b>299</b>	<b>1</b>	<b>0</b>	<b>1</b>	<b>301</b>
<u>TECHNICIANS</u>							
Japanese	11	0	11	None			11
Japanese	3	0	3	None			3
Italians	4	0	4	2	0	2	6
<b>Total</b>	<b>18</b>	<b>0</b>	<b>18</b>	<b>2</b>	<b>0</b>	<b>2</b>	<b>20</b>
<u>INTERPRETERS</u>							
Japanese	27	0	27	None			27
Japanese	None	0		None			
Italians	5	0	5	None			5
<b>Total</b>	<b>32</b>	<b>0</b>	<b>32</b>	<b>None</b>			<b>32</b>
<u>LABORERS</u>							
Japanese	7	0	7	None			7
Japanese	None	0		None			
Italians	1	0	1	None			1
<b>Total</b>	<b>8</b>	<b>0</b>	<b>8</b>	<b>None</b>			<b>8</b>
<u>OTHERS</u>							
Japanese	2	0	2	None			2
Japanese	9	0	9	None			9
Italians	None	0		None			
<b>Total</b>	<b>11</b>	<b>0</b>	<b>11</b>	<b>None</b>			<b>11</b>

*ijm*

244

December 7, 1941 to June 30, 1943

- 5 -

MINNESOTA

German	33	1	34	None		34
Japanese	1	0	1	None		1
Italians	6	0	6	None		6
Total	40	1	41	None		41

MISSOURI

German	1	0	1	None		1
Japanese	None					
Italians	None					
Total	1	0	1	None		1

MINNESOTA

German	6	0	6	None		6
Japanese	1	0	1	None		1
Italians	1	0	1	None		1
Total	8	0	8	None		8

MINNESOTA

German	132	0	132	16	0	16	148
Japanese	2,027	0	2,029	14	0	14	2,043
Italians	141	0	141	1	0	1	142
Total	2,300	0	2,302	31	0	31	2,333

LOUISIANA

German	17	0	17	1	0	1	18
Japanese	1	0	1	None			1
Italians	None						
Total	18	0	18	1	0	1	19

MINNESOTA

German	8	0	8	None		8
Japanese	None					
Italians	1	0	1	None		1
Total	9	0	9	None		9

*ipm*

245

December 7, 1941 to June 30, 1943

- 6 -

<u>NEW YORK</u>							
German	151	1	155	2	0	2	157
Japanese	27	0	27	None			27
Italians	212	0	212	None			212
<b>Total</b>	<b>375</b>	<b>1</b>	<b>376</b>	<b>2</b>	<b>0</b>	<b>2</b>	<b>392</b>
<u>NEWARK</u>							
German	103	1	104	1	0	1	105
Japanese	None			None			1
Italians	1	0	1	None			
<b>Total</b>	<b>104</b>	<b>1</b>	<b>105</b>	<b>1</b>	<b>0</b>	<b>1</b>	<b>106</b>
<u>NEWARK</u>							
German	630	23	653	3	0	3	656
Japanese	17	0	17	1	0	1	18
Italians	30	0	30	None			30
Rumanians	1	0	1	None			1
<b>Total</b>	<b>700</b>	<b>23</b>	<b>731</b>	<b>4</b>	<b>0</b>	<b>4</b>	<b>735</b>
<u>NEW HAVEN</u>							
German	83	0	83	None			83
Japanese	31	0	31	None			31
Italians	30	0	30	None			30
<b>Total</b>	<b>144</b>	<b>0</b>	<b>144</b>	<b>None</b>			<b>144</b>
<u>NEW ORLEANS</u>							
German	15	0	15	None			15
Japanese	9	0	9	None			9
Italians	233	0	233	None			233
<b>Total</b>	<b>257</b>	<b>0</b>	<b>257</b>	<b>None</b>			<b>257</b>
<u>NEW YORK</u>							
German	1,783	17	1,800	1	0	17	1,817
Japanese	350	0	350	0	0		350
Italians	400	1	401	5	0		406
Rumanians	3	0	3	None			3
Hungarians	5	0	5	None			5
<b>Total</b>	<b>2,571</b>	<b>18</b>	<b>2,619</b>	<b>17</b>	<b>0</b>	<b>17</b>	<b>2,656</b>

246

December 7, 1941 to June 30, 1943

- 7 -

<u>MANILA</u>							
Americans	13	0	13	None			13
Japanese	31	0	31	None			31
Italians	12	0	12	None			12
Total	56	0	56	None			56
<u>CEBU CITY</u>							
Americans	9	0	9	None			9
Japanese	None	0	1	None			1
Italians	1	0	1	None			1
Total	10	0	10	None			10
<u>DAVAO</u>							
Americans	2	0	2	1	0	1	3
Japanese	3	0	3	None			3
Italians	1	0	1	None			1
Total	6	0	6	1	0	1	7
<u>PHILIPPINE ISLANDS</u>							
Americans	271	2	273	10	0	10	283
Japanese	30	0	30	1	0	1	31
Italians	75	5	80	None			80
Russians	1	0	1	None			1
Hungarians	1	0	1	None			1
Total	378	7	385	11	0	11	396
<u>WISCONSIN</u>							
Americans	37	0	37	1	0	1	40
Japanese	67	1	70	3	0	3	73
Italians	31	0	31	None			31
Total	135	1	140	4	0	4	144
<u>INDONESIA</u>							
Americans	77	0	77	7	0	7	84
Japanese	None	0	33	1	0	1	34
Italians	33	0	33	1	0	1	34
Total	110	0	110	8	0	8	118

*ipm*

247

December 7, 1941 to June 30, 1943

- 3 -

PORTLAND

GERMANS	130	0	130	1	0	1	131
Japanese	103	0	103	1	0	1	104
Italians	33	0	33	None			33
Rumanians	1	0	1	None			1
<b>Total</b>	<b>267</b>	<b>0</b>	<b>267</b>	<b>2</b>	<b>0</b>	<b>2</b>	<b>269</b>

SEASIDE

GERMANS	8	0	8	None			8
Japanese	1	0	1	None			1
Italians	2	0	2	None			2
<b>Total</b>	<b>11</b>	<b>0</b>	<b>11</b>	<b>None</b>			<b>11</b>

RICHMOND

GERMANS	29	0	29	None			29
Japanese	None	0		None			
Italians	26	0	26	None			26
<b>Total</b>	<b>55</b>	<b>0</b>	<b>55</b>	<b>None</b>			<b>55</b>

ST. LOUIS

GERMANS	43	0	43	4	0	4	47
Japanese	1	0	1	None			1
Italians	10	0	10	None			10
<b>Total</b>	<b>54</b>	<b>0</b>	<b>54</b>	<b>4</b>	<b>0</b>	<b>4</b>	<b>58</b>

ST. PAUL

GERMANS	19	2	21	None			21
Japanese	2	0	2	None			2
Italians	None						
<b>Total</b>	<b>21</b>	<b>2</b>	<b>23</b>	<b>None</b>			<b>23</b>

SUMNER GATE

GERMANS	35	0	35	None			35
Japanese	153	2	157	10	0	10	167
Italians	16	0	16	2	0	2	18
<b>Total</b>	<b>204</b>	<b>2</b>	<b>208</b>	<b>12</b>	<b>0</b>	<b>12</b>	<b>220</b>

*ijm*

248

December 7, 1941 to June 30, 1943

- 2 -

<u>SAN ANTONIO</u>							
Americans	31	0	31	2	0	2	36
Japanese	9	0	9	None			9
Italians	17	0	17	None			17
<b>Total</b>	<b>60</b>	<b>0</b>	<b>60</b>	<b>2</b>	<b>0</b>	<b>2</b>	<b>62</b>
<u>SAN DIEGO</u>							
Americans	37	0	37	None			37
Japanese	270	0	270	2	0	2	272
Italians	6	0	6	None			6
<b>Total</b>	<b>313</b>	<b>0</b>	<b>313</b>	<b>2</b>	<b>0</b>	<b>2</b>	<b>315</b>
<u>SAN FRANCISCO</u>							
Americans	313	0	313	6	0	6	319
Japanese	623	3	626	13	0	13	639
Italians	151	1	151	5	0	5	156
<b>Total</b>	<b>1,322</b>	<b>3</b>	<b>1,325</b>	<b>24</b>	<b>0</b>	<b>24</b>	<b>1,349</b>
<u>SAN JUAN</u>							
Americans	21	0	21	1	0	1	22
Japanese	1	0	1	None			1
Italians	5	0	5	2	0	2	7
<b>Total</b>	<b>27</b>	<b>0</b>	<b>27</b>	<b>3</b>	<b>0</b>	<b>3</b>	<b>30</b>
<u>SAN JUAN</u>							
Americans	62	0	62	None			62
Japanese	6	0	6	None			6
Italians	33	0	33	None			33
<b>Total</b>	<b>101</b>	<b>0</b>	<b>101</b>	<b>None</b>			<b>101</b>
<u>SEATTLE</u>							
Americans	112	0	112	2	0	2	114
Japanese	113	0	113	7	0	7	120
Italians	32	0	32	None			32
<b>Total</b>	<b>557</b>	<b>0</b>	<b>557</b>	<b>9</b>	<b>0</b>	<b>9</b>	<b>566</b>

*ijm*

249



December 7, 1941 to June 30, 1943

...	11	1	12	None	12
...	1	0	1	None	1
...	None				
<b>Total</b>	<b>12</b>	<b>1</b>	<b>13</b>	<b>None</b>	<b>13</b>
...	10	0	10	None	10
...	2	0	2	None	2
...	4	0	4	None	4
<b>Total</b>	<b>16</b>	<b>0</b>	<b>16</b>	<b>None</b>	<b>16</b>
...	12	0	12	None	12
...	9	0	9	None	9
...	5	0	5	None	5
...	1	0	1	None	1
<b>Total</b>	<b>27</b>	<b>0</b>	<b>27</b>	<b>None</b>	<b>27</b>

Appropriations of Section

<u>...</u>	0	1	None
<u>...</u>	0	1,200	None
<u>...</u>	0	50	None

*ipm*

250

HWS:gms

July 7, 1943

PERSONAL AND  
VIA DIPLOMATIC AIR POUCH

The American Embassy,  
London, England

RE: DISPOSITION OF ALIEN  
ENEMY CASES

Dear \_\_\_\_\_

As of possible interest to you, there is being transmitted three copies of a summary report dated June 30, 1943, reflecting the dispositions which have been received in the cases of alien enemies who have been apprehended by the Bureau under the Alien Enemy Control Program.

Very truly yours,

John Edgar Hoover  
Director

- Mr. Tolson \_\_\_\_\_
- Mr. E. A. Tamm \_\_\_\_\_
- Mr. Clegg \_\_\_\_\_
- Mr. Coffey \_\_\_\_\_
- Mr. Glavin \_\_\_\_\_ enclosure
- Mr. Ladd \_\_\_\_\_
- Mr. Nichols \_\_\_\_\_
- Mr. Rosen \_\_\_\_\_
- Mr. Tracy \_\_\_\_\_
- Mr. Acers \_\_\_\_\_
- Mr. Carson \_\_\_\_\_
- Mr. Harbo \_\_\_\_\_
- Mr. Hendon \_\_\_\_\_
- Mr. Mumford \_\_\_\_\_
- Mr. Starke \_\_\_\_\_
- Mr. Quinn Tamm \_\_\_\_\_
- Mr. Nease \_\_\_\_\_
- Miss Gandy \_\_\_\_\_

COMMUNICATIONS SECTION  
MAILED  
★ JUL - 8 1943 ★  
P. M.  
FEDERAL BUREAU OF INVESTIGATION  
U. S. DEPARTMENT OF JUSTICE

RECORDED 100-23933  
FEDERAL BUREAU OF INVESTIGATION  
JUL 10 1943  
U. S. DEPARTMENT OF JUSTICE

RECEIVED  
JUL 8 2 50 PM '43

47 JUL 17 1943

251

Confidential  
 O. T. ...  
 ...

HRS: gms

July 7, 1943

PERSONAL AND [REDACTED]  
VIA AIR MAIL AIR FORCE

[REDACTED]  
The American Embassy  
London, England

RE: APPREHENSIONS OF  
ALIEN ENEMIES

Dear [REDACTED]

As of possible interest to you, there is being transmitted  
three copies of a summary report dated June 30, 1943, reflecting  
the apprehensions of enemy aliens by the Bureau under the Alien Enemy  
Control Program.

Very truly yours,

John Edgar Hoover  
Director

- Tolson \_\_\_\_\_
- E. A. Tamm \_\_\_\_\_
- Legg \_\_\_\_\_
- Coffey \_\_\_\_\_
- Lavin \_\_\_\_\_
- Eddy \_\_\_\_\_
- Nichols \_\_\_\_\_
- Rosen \_\_\_\_\_
- Tracy \_\_\_\_\_
- Egan \_\_\_\_\_
- Gurnea \_\_\_\_\_
- Harbo \_\_\_\_\_
- Hendon \_\_\_\_\_
- Pennington \_\_\_\_\_
- Quinn Tamm \_\_\_\_\_
- Nease \_\_\_\_\_
- Gandy \_\_\_\_\_

RECORDED

100-2-3774

FEDERAL BUREAU OF INVESTIGATION  
JUL 10 1943  
U. S. DEPARTMENT OF JUSTICE

COMMUNICATIONS SECTION  
MAILED  
\* JUL - 8 1943 \*  
P. M.  
FEDERAL BUREAU OF INVESTIGATION  
U. S. DEPARTMENT OF JUSTICE

JUL 11 1943

252



Federal Bureau of Investigation  
United States Department of Justice  
Washington, D. C.

June 30, 1943

HWS:zmn

- Mr. Tolson
- Mr. E. A. Tamm
- Mr. Clegg
- Mr. Glavin
- Mr. Ladd
- Mr. Nichols
- Mr. Rosen
- Mr. Tracy
- Mr. Carson
- Mr. Coffey
- Mr. Hendon
- Mr. Kramer
- Mr. McGuire
- Mr. Harbo
- Mr. Quinn Tamm
- Tele. Room
- Mr. Nease

MEMORANDUM FOR THE DIRECTOR

RE: DISPOSITION OF ALIEN ENEMY CASES

With reference to my previous memoranda regarding the dispositions made of cases of alien enemies apprehended under the Presidential Proclamations of December 7 and 8, 1941, relating to aliens of German, Japanese, and Italian nationalities, and under the Presidential Proclamation of July 17, 1942, pertaining to aliens of Rumanian, Hungarian, and Bulgarian nationalities, there is attached hereto a supplemental summary report reflecting the number of dispositions received as of June 30, 1943, for aliens of these nationalities.

Respectfully,

*D. M. Ladd*  
D. M. Ladd

Attachment

*ENCLO. 10*  
*7-191*  
*D/16*

*Handwritten notes on the left margin, partially illegible.*



COPIES DESTROYED  
R472 APR 2 1962

58 JUL 22 1943

RECORDED  
INDEXED  
2174

7-2-375	
18	JUL 14 1943
<i>[Signature]</i>	

253

DISPOSITION OF GERMAN, JAPANESE, AND ITALIAN ALIEN ENTRY CASES AS OF JUNE 30, 1943

	GERMANS		JAPANESE		ITALIANS		TOTALS	
	Number	Per Cent	Number	Per Cent	Number	Per Cent	Number	Per Cent
Aliens apprehended	5,685		5,234		3,490		14,409	
Released without hearing	1,255	22.08	221	4.23	1,417	40.60	2,893	20.08
Dispositions ordered by the Attorney General:								
Internment	1,918	33.74	2,079	39.72	1,177	33.72	5,174	35.71
Parole	1,588	27.93	1,577	30.13	603	17.28	3,768	26.15
Release	546	9.64	428	8.18	255	7.31	1,229	8.53
Dispositions ordered by the Military Authorities in Hawaii and Alaska:								
Internment	17	.28	638	12.19	0		655	4.55
Parole	27	.46	63	1.20	6	.17	96	.67
Release	7	.12	11	.21	1	.03	19	.13
Deceased	10	.18	11	.21	1	.03	22	.15
Repatriated	2	.04	31	.59	9	.26	42	.29
Dispositions awaited	315	5.53	175	3.34	21	.60	511	3.54
Totals	5,685		5,234		3,490		14,409	

U.S. DEPARTMENT OF JUSTICE  
IMMIGRATION AND NATURALIZATION SERVICE

100-2-3935

254

DISPOSITION OF HUNGARIAN, BULGARIAN, AND RUMANIAN ALIEN ENTRY CASES OF JUNE 30, 1943

	<u>HUNGARIANS</u>		<u>BULGARIANS</u>		<u>RUMANIANS</u>		<u>TOTALS</u>	
	Number	Per Cent	Number	Per Cent	Number	Per Cent	Number	Per Cent
Aliens apprehended	11		1		11		23	
Released without hearing	2	18.18	0		1	9.09	3	13.04
Dispositions ordered by the Attorney General:								
Internment	1	9.09	1	100.00	2	18.18	4	17.39
Parole	3	27.27	0		2	18.18	5	21.74
Release	3	27.27	0		3	27.27	6	26.08
Dispositions ordered by the Military Authorities in Hawaii and Alaska:								
Internment	0		0		0		0	
Parole	0		0		0		0	
Release	0		0		0		0	
Deceased	0		0		0		0	
Repatriated	0		0		0		0	
Dispositions awaited	2	18.18	0		3	27.27	5	21.74
Totals	11		1		11		23	

- Mr. Tolson \_\_\_\_\_
- Mr. E. A. Tamm
- Mr. Clegg \_\_\_\_\_
- Mr. Glavin \_\_\_\_\_
- Mr. Ladd \_\_\_\_\_
- Mr. Nichols \_\_\_\_\_
- Mr. Rosen \_\_\_\_\_
- Mr. Tracy \_\_\_\_\_
- Mr. Carson \_\_\_\_\_
- Mr. Coffey \_\_\_\_\_
- Mr. Hendon \_\_\_\_\_
- Mr. Kramer \_\_\_\_\_
- Mr. McGuire \_\_\_\_\_
- Mr. Harbo \_\_\_\_\_
- Mr. Quinn Tamm \_\_\_\_\_
- Tele. Room \_\_\_\_\_
- Mr. Nease \_\_\_\_\_
- Miss Beahm \_\_\_\_\_
- Miss Gandy \_\_\_\_\_



**Federal Bureau of Investigation**  
**United States Department of Justice**  
**Washington, D. C.**

AHG:EW

July 14, 1943

MEMORANDUM FOR MR. LADD

Re: APPREHENSION AND/OR DENATURALIZATION  
OF RUECKWANDERER MARK PURCHASERS

In order that you may be informed of the status and progress which has been made in connection with the Alien Enemy Control and Denaturalization cases involving purchasers of Rueckwanderer Marks, there is set forth below a statement which reflects the number of Rueckwanderer Mark purchasers, by Field Divisions, who have been apprehended pursuant to Presidential warrants as of July 13, 1943. The final disposition of the cases, where known, is also included.

FIELD OFFICE	NUMBER APPREHENDED	DISPOSITION			AWAITING DISPOSITION
		Interned	Released	Paroled	
ALBANY	7	3	3	1	
BALTIMORE	1	1			
BUFFALO	2	1		1	
BUTTE	1			1	
CHICAGO	59	32	1	25	1
CINCINNATI	3	1		2	
CLEVELAND	4	3		1	
DETROIT	2	2			
GRAND RAPIDS	1	1			
HOUSTON	1	1			
HUNTINGTON	2	1			
INDIANAPOLIS	1	1			
LOS ANGELES	2	1		1	
MIAMI	1			1	
MILWAUKEE	22	7		15	
NEWARK	204	80	13	89	22
NEW HAVEN	7		2	5	
FOR DEFENSE NEW YORK	478	220	40 *	84	134

RECORDED  
& INDEXED  
EX-156

29 JUL 16 1943

\* Includes one individual repatriated to Germany prior to disposition



BUY  
UNITED STATES  
SAVINGS  
BONDS  
AND STAMPS

RECEIVED  
JUL 15 1943

57 JUL 9 1943

256

<u>FIELD OFFICE</u>	<u>NUMBER</u> <u>APPREHENDED</u>	<u>DISPOSITION</u>			<u>AWAITING</u> <u>DISPOSITION</u>
		<u>Interned</u>	<u>Released</u>	<u>Paroled</u>	
PHILADELPHIA	72	36	11	15	10
PITTSBURGH	1	1			
PORTLAND	2			2	
PROVIDENCE	1	1			
ST. LOUIS	2	1		1	
SAN ANTONIO	1	1			
SAN FRANCISCO	3	2		1	
SEATTLE	3	2		1	
	883	399	70	247	167

In addition to 883 apprehensions, as indicated in the above schedule, the Bureau has been advised that Presidential warrants have been requested of the Attorney General in 55 other cases. These recommendations are still pending in the Department.

In connection with the foregoing tabulation, I desire to point out that the 883 apprehensions constitute approximately 15% of the total of 5801 German alien apprehensions which have been effected to date in the United States. This percentage indicates that approximately one out of every six Germans apprehended has purchased or made application to purchase Ruckwanderer Marks. In the majority of these cases, investigation was initiated upon determining that the individual had invested or intended to invest in Ruckwanderer Marks. It is to be further noted that the 399 Ruckwanderer Mark purchasers who have been interned upon order of the Attorney General represent approximately 21% of the total of 1,918 German aliens who have been interned as of July 13, 1943, in the United States.

As of the above date, 30 of the 89 persons whose citizenship has been revoked under the Denaturalization Program were persons who purchased or made application to purchase Ruckwanderer Marks. This number indicates that slightly over one out of every three persons who has been denaturalized invested in Ruckwanderer Marks with the intention of returning to Germany. The above number constitutes approximately 34% of the total number of persons who have been denaturalized.

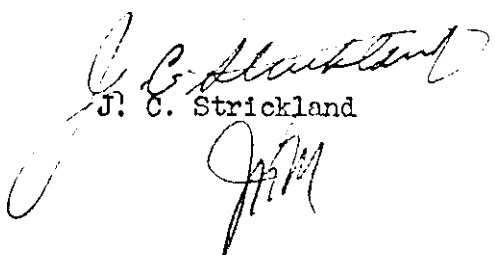
I also desire to point out that approximately 364 Ruckwanderer purchasers were found at the time of investigation to be employed in plants engaged in the manufacture of essential war materials. The reports covering the results of these investigations have been furnished to the offices of the Military Intelligence Service and Naval Intelligence, and information has been received from these agencies that on the basis of the Bureau's reports and

257



subsequent investigation by either G-2 or ONI approximately 45 of this number have been ordered discharged from their employment by either the Secretary of War or Navy. Many of the other employees have either been transferred to other departments in unrestricted areas within the plant or are under close observation by plant officials or trusted employees.

Respectfully,

  
J. C. Strickland

July 23, 1943

NO. 305  
SERIES 1943

MEMORANDUM FOR MR. HOOVER  
TOLSON  
TAMM, E. A.  
CLEGG  
COFFEY  
GLAVIN  
LADD  
NICHOLS  
ROSEN  
TRACY  
ACERS  
ALDEN  
BURTON  
CALLAN

CARSON  
CUNNINGHAM  
EGAN  
FITCH  
HARBO  
HENDON  
HINCE  
LARMOYEUX  
LAUGHLIN, R. H.  
MARTIN  
McGUIRE  
MUMFORD  
NEASE  
NUGENT

PATTERSON  
PENNINGTON  
RENNERBERGER  
ROGERS  
SKOUSEN  
STARKE  
STRICKLAND  
TAMM, Q.  
TIMM  
WACKS  
WELCH

RE: FORM LETTER FOR VERIFYING RESIDENCE ADDRESSES  
OF CUSTODIAL DETENTION SUBJECTS

The Bureau has a supply of the attached form letter for use by the field offices in verifying the residence addresses of Custodial Detention subjects for the purpose of maintaining their addresses in a current status.

Any office may secure a supply of these forms by request.

Very truly yours,

*J. E. Hoover*

John Edgar Hoover  
Director

- Mr. Tolson \_\_\_\_\_
- Mr. E. A. Tamm \_\_\_\_\_
- Mr. Clegg \_\_\_\_\_
- Mr. Coffey \_\_\_\_\_
- Mr. Glavin \_\_\_\_\_
- Mr. Ladd \_\_\_\_\_
- Mr. Nichols \_\_\_\_\_
- Mr. Rosen \_\_\_\_\_
- Mr. Tracy \_\_\_\_\_
- Mr. Acers \_\_\_\_\_

Enclosure

Mr. C. COMMUNICATIONS SECTION  
 Mr. Harbo  
 Mr. Hendon  
 Mr. Mumford  
 Mr. Starke  
 Mr. Quinn Tamm  
 FEDERAL BUREAU OF INVESTIGATION  
 U. S. DEPARTMENT OF JUSTICE

RECORDED

INDEXED

100-2-57  
23 JUL 26 1943

259

JUL 23 1943

July 23, 1943

NO. 305  
SERIES 1943

SAC	ALBANY	DETROIT	MEMPHIS	PROVIDENCE
	ATLANTA	EL PASO	MIAMI	RICHMOND
	BALTIMORE	GRAND RAPIDS	MILWAUKEE	ST. LOUIS
	BIRMINGHAM	HONOLULU	NEWARK	ST. PAUL
	BOSTON	HOUSTON	NEW HAVEN	SALT LAKE CITY
	BUFFALO	HUNTINGTON	NEW ORLEANS	SAN ANTONIO
	BUTTE	INDIANAPOLIS	NEW YORK	SAN DIEGO
	CHARLOTTE	JACKSON	NORFOLK	SAN FRANCISCO
	CHICAGO	JUNEAU	OKLAHOMA CITY	SAN JUAN
	CINCINNATI	KANSAS CITY	OMAHA	SAVANNAH
	CLEVELAND	KNOXVILLE	PHILADELPHIA	SEATTLE
	DALLAS	LITTLE ROCK	PHOENIX	SIOUX FALLS
	DENVER	LOS ANGELES	PITTSBURGH	SPRINGFIELD
	DES MOINES	LOUISVILLE	PORTLAND	WASHINGTON, D. C.
				QUANTICO

RE: FORM LETTER FOR VERIFYING RESIDENCE ADDRESSES  
OF CUSTODIAL DETENTION SUBJECTS

The Bureau has a supply of the attached form letter for use by the field offices in verifying the residence addresses of Custodial Detention subjects for the purpose of maintaining their addresses in a current status.

Any office may secure a supply of these forms by request.

Very truly yours,

*J. E. Hoover*

John Edgar Hoover  
Director

- Mr. Tolson \_\_\_\_\_
- Mr. E. A. Tamm \_\_\_\_\_
- Mr. Clegg \_\_\_\_\_
- Mr. Coffey \_\_\_\_\_
- Mr. Glavin \_\_\_\_\_
- Mr. Ladd \_\_\_\_\_
- Mr. Nichols \_\_\_\_\_
- Mr. Rosen \_\_\_\_\_
- Mr. Tracy \_\_\_\_\_
- Mr. Carson \_\_\_\_\_
- Mr. Harbo \_\_\_\_\_
- Mr. Hendon \_\_\_\_\_
- Mr. Mumford \_\_\_\_\_
- Mr. Piper \_\_\_\_\_
- Mr. Starnes \_\_\_\_\_
- Mr. Quinn Tamm \_\_\_\_\_
- Mr. Nease \_\_\_\_\_
- Miss Gandy \_\_\_\_\_

Enclosure

RECORDED

100-3-3131  
8 1  
22 JUL 26 1943

COMMUNICATIONS SECTION  
MAILED 11  
JUL 23 1943 P.M.  
FEDERAL BUREAU OF INVESTIGATION  
U. S. DEPARTMENT OF JUSTICE

260

JOHN EDGAR HOOVER  
DIRECTOR



Federal Bureau of Investigation  
United States Department of Justice  
Washington, D. C.

*Jones*

Mr. Tolson	_____
Mr. E. A. Tamm	_____
Mr. Clegg	_____
Mr. Glavin	_____
Mr. Ladd	_____
Mr. Nichols	_____
Mr. Rosen	_____
Mr. Tracy	_____
Mr. Carson	_____
Mr. Coffey	_____
Mr. Hendon	_____
Mr. Holloman	_____
Mr. McGuire	_____
Mr. Quinn Tamm	_____
Tele. Room	_____
Mr. Nease	_____
Miss Boehm	_____
Miss Gandy	_____

*[Handwritten signature]*

HWS:ijm  
5:30 p.m.

June 30, 1943

MEMORANDUM FOR THE DIRECTOR

RE: APPREHENSIONS OF ENEMY ALIENS

With reference to my previous memoranda reflecting the apprehension of enemy aliens and American citizens with enemy sympathies, there is attached hereto a supplemental summary report reflecting the results of information received from the Field.

Respectfully,

*[Handwritten signature]*  
D. L. Ladd  
*[Handwritten initials]*

Enclosure

*[Vertical handwritten note]*

ENCLOS. 14

FOR DEFENSE



RECORDED

100-3-3038  
B I  
14 JUL 8 1943  
*[Handwritten signature]*

APPREHENSIONS

December 7, 1941 to June 30, 1943

	<u>Arrests of All Aliens Reported</u>			<u>Arrests of All Citizens Reported</u>			<u>Grand Total</u>
	<u>Previous</u>	<u>Additional</u>	<u>Total</u>	<u>Previous</u>	<u>Additional</u>	<u>Total</u>	
Germans	*5,599	86	5,685	116	0	116	5,801
Japanese	5,206	28	5,234	527	10	537	5,771
Italians	**3,485	5	3,490	26	0	26	3,516
Rumanians	11	0	11	0	0	0	11
Hungarians	11	0	11	0	0	0	11
Bulgarians	<u>1</u>	<u>0</u>	<u>1</u>	<u>0</u>	<u>0</u>	<u>0</u>	<u>1</u>
Total	14,313	119	14,432	669	10	<u>679</u>	Grand Total <u>15,111</u>

\* Includes 59 German Seamen

\*\* Includes 1,204 Italian Seamen

APPREHENSIONS BY FIELD OFFICES

December 7, 1941 to June 30, 1943

	<u>ARRESTS OF ALL ALIENS REPORTED</u>			<u>ARRESTS OF ALL CITIZENS REPORTED</u>			Grand
	Previous	Additional	Total	Previous	Additional	Total	Total
<u>ALBANY</u>							
Germans	72	0	72	None			72
Japanese	3	0	3	None			3
Italians	41	0	41	None			41
Total	116	0	116	None			116
<u>ATLANTA</u>							
Germans	42	0	42	None			42
Japanese	3	0	3	None			3
Italians	32	0	32	None			32
Rumanians	1	0	1	None			1
Total	78	0	78	None			78
<u>BALTIMORE</u>							
Germans	50	0	50	2	0	2	52
Japanese	1	0	1	None			1
Italians	41	0	41	1	0	1	42
Hungarians	1	0	1	None			1
Total	93	0	93	3	0	3	96
<u>BIRMINGHAM</u>							
Germans	28	1	29	None			29
Japanese	3	0	3	None			3
Italians	22	0	22	None			22
Total	53	1	54	None			54
<u>BOSTON</u>							
Germans	50	0	50	None			50
Japanese	10	0	10	None			10
Italians	24	0	24	None			24
Total	84	0	84	None			84

263

December 7, 1941 to June 30, 1943

- 2 -

<u>BUFFALO</u>								
Germans	44	0	44	None				44
Japanese	5	0	5	None				5
Italians	19	0	19	None				19
Total	68	0	68	None				68
<u>BUTTE</u>								
Germans	27	0	27	None				27
Japanese	18	0	18	None				18
Italians	12	0	12	None				12
Total	57	0	57	None				57
<u>CHARLOTTE</u>								
Germans	27	0	27	None				27
Japanese	None			None				
Italians	18	0	18	None				18
Total	45	0	45	None				45
<u>CHICAGO</u>								
Germans	255	5	260	2	0	2		262
Japanese	8	0	8	1	0	1		9
Italians	7	0	7	None				7
Total	270	5	275	3	0	3		278
<u>CINCINNATI</u>								
Germans	61	0	61	None				61
Japanese	1	0	1	None				1
Italians	25	0	25	None				25
Total	87	0	87	None				87
<u>CLEVELAND</u>								
Germans	67	0	67	None				67
Japanese	5	0	5	None				5
Italians	47	0	47	2	0	2		49
Rumanians	2	0	2	None				2
Hungarians	3	0	3	None				3
Total	124	0	124	2	0	2		126

264

December 7, 1941 to June 30, 1943

- 3 -

DALLAS

Germans	54	0	54	1	0	1	55
Japanese	13	0	13	3	0	3	16
Italians	33	0	33	None			33
Total	100	0	100	4	0	4	104

DENVER

Germans	13	0	13	None			13
Japanese	14	0	14	None			14
Italians	1	0	1	None			1
Total	28	0	28	None			28

DES MOINES

Germans	17	0	17	None			17
Japanese	1	0	1	None			1
Italians	1	0	1	None			1
Total	19	0	19	None			19

DETROIT

Germans	64	1	65	2	0	2	67
Japanese	None						
Italians	5	0	5	1	0	1	6
Rumanians	2	0	2	None			2
Bulgarians	1	0	1	None			1
Total	72	1	73	3	0	3	76

EL PASO

Germans	25	0	25	1	0	1	26
Japanese	33	0	33	None			33
Italians	17	0	17	None			17
Totals	75	0	75	1	0	1	76

GRAND RAPIDS

Germans	13	0	13	1	0	1	14
Japanese	None						
Italians	None						
Total	13	0	13	1	0	1	14

265



December 7, 1941 to June 30, 1943

- 4 -

HONOLULU

Germans	73	0	73	45	0	45	118
Japanese	757	22	779	463	10	473	1,252
Italians	14	0	14	3	0	3	17
Total	844	22	866	511	10	521	1,387

HOUSTON

Germans	173	1	174	None			174
Japanese	62	0	62	None			62
Italians	63	0	63	1	0	1	64
Total	298	1	299	1	0	1	300

HUNTINGTON

Germans	11	0	11	None			11
Japanese	3	0	3	None			3
Italians	4	0	4	2	0	2	6
Total	18	0	18	2	0	2	20

INDIANAPOLIS

Germans	27	0	27	None			27
Japanese	None						
Italians	5	0	5	None			5
Total	32	0	32	None			32

JACKSON

Germans	7	0	7	None			7
Japanese	None						
Italians	1	0	1	None			1
Total	8	0	8	None			8

JUREAU

Germans	2	0	2	None			2
Japanese	9	0	9	None			9
Italians	None						
Total	11	0	11	None			11

266

December 7, 1941 to June 30, 1943

- 5 -

KANSAS CITY

Germans	33	1	34	None		34
Japanese	1	0	1	None		1
Italians	6	0	6	None		6
Total	40	1	41	None		41

KNOXVILLE

Germans	1	0	1	None		1
Japanese	None					
Italians	None					
Total	1	0	1	None		1

LITTLE ROCK

Germans	6	0	6	None		6
Japanese	1	0	1	None		1
Italians	1	0	1	None		1
Total	8	0	8	None		8

LOS ANGELES

Germans	182	0	182	16	0	16	198
Japanese	2,029	0	2,029	14	0	14	2,043
Italians	141	0	141	1	0	1	142
Total	2,352	0	2,352	31	0	31	2,383

LOUISVILLE

Germans	17	0	17	1	0	1	18
Japanese	1	0	1	None			1
Italians	None						
Total	18	0	18	1	0	1	19

MEMPHIS

Germans	8	0	8	None			8
Japanese	None						
Italians	1	0	1	None			1
Total	9	0	9	None			9

267

December 7, 1941 to June 30, 1943

- 6 -

MIAMI

Germans	154	1	155	2	0	2	157
Japanese	29	0	29	None			29
Italians	212	0	212	None			212
Total	395	1	396	2	0	2	398

MILWAUKEE

Germans	103	1	104	1	0	1	105
Japanese	None						
Italians	1	0	1	None			1
Total	104	1	105	1	0	1	106

NEWARK

Germans	630	23	653	3	0	3	656
Japanese	47	0	47	1	0	1	48
Italians	30	0	30	None			30
Rumanians	1	0	1	None			1
Total	708	23	731	4	0	4	735

NEW HAVEN

Germans	83	0	83	None			83
Japanese	31	0	31	None			31
Italians	30	0	30	None			30
Total	144	0	144	None			144

NEW ORLEANS

Germans	46	0	46	None			46
Japanese	9	0	9	None			9
Italians	233	0	233	None			233
Total	288	0	288	None			288

NEW YORK

Germans	1,783	47	1,830	4	0	4	1,834
Japanese	380	0	380	8	0	8	388
Italians	400	1	401	5	0	5	406
Rumanians	3	0	3	None			3
Hungarians	5	0	5	None			5
Total	2,571	48	2,619	17	0	17	2,636

268

December 7, 1941 to June 30, 1943

- 7 -

NORFOLK

Germans	13	0	13	None			13
Japanese	31	0	31	None			31
Italians	12	0	12	None			12
Total	56	0	56	None			56

OKLAHOMA CITY

Germans	9	0	9	None			9
Japanese	None						
Italians	1	0	1	None			1
Total	10	0	10	None			10

OMAHA

Germans	2	0	2	1	0	1	3
Japanese	3	0	3	None			3
Italians	1	0	1	None			1
Total	6	0	6	1	0	1	7

PHILADELPHIA

Germans	271	2	273	10	0	10	283
Japanese	30	0	30	1	0	1	31
Italians	75	5	80	None			80
Rumanians	1	0	1	None			1
Hungarians	1	0	1	None			1
Total	378	7	385	11	0	11	396

PHOENIX

Germans	39	0	39	1	0	1	40
Japanese	69	1	70	3	0	3	73
Italians	31	0	31	None			31
Total	139	1	140	4	0	4	144

PITTSBURGH

Germans	77	0	77	7	0	7	84
Japanese	None						
Italians	33	0	33	1	0	1	34
Total	110	0	110	8	0	8	118

69

December 7, 1941 to June 30, 1943

- 8 -

PORTLAND

Germans	130	0	130	1	0	1	131
Japanese	103	0	103	1	0	1	104
Italians	33	0	33	None			33
Rumanians	1	0	1	None			1
Total	267	0	267	2	0	2	269

PROVIDENCE

Germans	8	0	8	None			8
Japanese	1	0	1	None			1
Italians	2	0	2	None			2
Total	11	0	11	None			11

RICHMOND

Germans	29	0	29	None			29
Japanese	None						
Italians	26	0	26	None			26
Total	55	0	55	None			55

ST. LOUIS

Germans	43	0	43	4	0	4	47
Japanese	1	0	1	None			1
Italians	10	0	10	None			10
Total	54	0	54	4	0	4	58

ST. PAUL

Germans	19	2	21	None			21
Japanese	2	0	2	None			2
Italians	None						
Total	21	2	23	None			23

SALT LAKE CITY

Germans	35	0	35	None			35
Japanese	155	2	157	10	0	10	167
Italians	16	0	16	2	0	2	18
Total	206	2	208	12	0	12	220

December 7, 1941 to June 30, 1943

- 9 -

SAN ANTONIO

Germans	34	0	34	2	0	2	36
Japanese	9	0	9	None			9
Italians	17	0	17	None			17
Total	60	0	60	2	0	2	62

SAN DIEGO

Germans	37	0	37	None			37
Japanese	270	0	270	2	0	2	272
Italians	6	0	6	None			6
Total	313	0	313	2	0	2	315

SAN FRANCISCO

Germans	318	0	318	6	0	6	324
Japanese	623	3	626	13	0	13	639
Italians	451	1	451	5	0	5	456
Total	1,392	3	1,395	24	0	24	1,419

SAN JUAN

Germans	21	0	21	1	0	1	22
Japanese	1	0	1	None			1
Italians	5	0	5	2	0	2	7
Total	29	0	29	3	0	3	32

SAVANNAH

Germans	62	0	62	None			62
Japanese	6	0	6	None			6
Italians	33	0	33	None			33
Total	101	0	101	None			101

SEATTLE

Germans	112	0	112	2	0	2	114
Japanese	413	0	413	7	0	7	420
Italians	32	0	32	None			32
Total	557	0	557	9	0	9	566

December 7, 1941 to June 30, 1943

- 10 -

SIOUX FALLS

Germans	11	1	12	None	12
Japanese	1	0	1	None	1
Italians	None				
Total	12	1	13	None	13

SPRINGFIELD

Germans	10	0	10	None	10
Japanese	2	0	2	None	2
Italians	4	0	4	None	4
Total	16	0	16	None	16

WASHINGTON FIELD

Germans	12	0	12	None	12
Japanese	9	0	9	None	9
Italians	5	0	5	None	5
Hungarians	1	0	1	None	1
Total	27	0	27	None	27

Apprehensions of Seamen

BALTIMORE (Fort Howard)

	0	0	1	None
--	---	---	---	------

BUTTE (Fort Missoula)

Italians	0	0	1,204	None
----------	---	---	-------	------

SIOUX FALLS (Fort Lincoln)

Germans	0	0	58	None
---------	---	---	----	------

WHA:LVO  
100-2-3757

PERSONAL AND [REDACTED]

15  
0  
Date: July 29, 1943

To: Captain W. D. Puleston  
Security Officer  
Office of Economic Warfare  
1206 Temporary T Building  
14th and Constitution Avenue, N. W.  
Washington, D. C.

From: J. Edgar Hoover - Director, Federal Bureau of Investigation

Subject: [REDACTED]

Reference is made to your memorandum of July 13, 1943, in which you requested information concerning the individual named above.

[REDACTED] was born in Korea and is apparently still a citizen of that country. Although he has been in the United States for thirteen years, he has been unable to obtain American citizenship because of the Oriental Exclusion Section of the Immigration laws.

In December, 1941, the following biographical data concerning [REDACTED] was received:

213  
3939



Mr. Tolson	<input checked="" type="checkbox"/>
Mr. E. A. Tamm	<input type="checkbox"/>
Mr. Clegg	<input type="checkbox"/>
Mr. Glavin	<input type="checkbox"/>
Mr. Ladd	<input checked="" type="checkbox"/>
Mr. Nichols	<input checked="" type="checkbox"/>
Mr. Rosen	<input type="checkbox"/>
Mr. Tracy	<input type="checkbox"/>
Mr. Carson	<input type="checkbox"/>
Mr. Coffey	<input type="checkbox"/>
Mr. Hendon	<input type="checkbox"/>
Mr. Kramer	<input type="checkbox"/>
Mr. McGuire	<input type="checkbox"/>
Mr. Harbo	<input type="checkbox"/>
Mr. Quinn Tamm	<input type="checkbox"/>
Tele. Room	<input type="checkbox"/>
Mr. Nease	<input type="checkbox"/>
Miss Beahm	<input type="checkbox"/>
Miss Gandy	<input type="checkbox"/>



Federal Bureau of Investigation  
United States Department of Justice  
Washington, D. C.

August 3, 1943

MEMORANDUM FOR THE DIRECTOR

RE: DISPOSITION OF ALIEN ENEMY CASES

With reference to my previous memoranda regarding the dispositions made of cases of alien enemies apprehended under the Presidential Proclamations of December 7 and 8, 1941, relating to aliens of German, Japanese, and Italian nationalities, and under the Presidential Proclamation of July 17, 1942, pertaining to aliens of Rumanian, Hungarian, and Bulgarian nationalities, there is attached hereto a supplemental summary report reflecting the number of dispositions received as of August 3, 1943, for aliens of these nationalities.

Respectfully,

*[Handwritten Signature]*  
D. M. Ladd

Attachment

RECORDED

3940  
INDEXED  
AUG 5 1943

FOR DEFENSE



BUY  
UNITED STATES  
SAVINGS  
BONDS  
AND STAMPS

115  
AUG 10 1943

24

DISPOSITION OF GERMAN, JAPANESE, AND ITALIAN ALIEN ENEMY CASES AS OF AUGUST 3, 1943

	<u>GERMANS</u>		<u>JAPANESE</u>		<u>ITALIANS</u>		<u>TOTALS</u>	
	Number	Per Cent	Number	Per Cent	Number	Per Cent	Number	Per Cent
Aliens apprehended	5,857		5,280		3,496		14,633	
*Less seamen apprehended	<u>165</u>				<u>1,210</u>		<u>1,375</u>	
	5,692				2,286		13,258	

Released without hearing 1,265 22.23 221 4.15 1,421 62.16 2,907 21.93

Dispositions ordered by the Attorney General:

Internment	1,892	33.24	2,005	37.97	184	8.05	4,081	30.78
Parole	1,607	28.22	1,667	31.57	376	16.45	3,650	27.53
Release	577	10.14	425	8.06	265	11.59	1,267	9.56

Dispositions ordered by the Military Authorities in Hawaii and Alaska:

Internment	17	.30	678	12.84	0		695	5.24
Parole	31	.55	69	1.30	6	.26	106	.80
Release	11	.19	13	.24	3	.13	27	.20
Deceased	12	.21	18	.36	5	.22	35	.26
Repatriated	2	.04	31	.58	9	.39	42	.32
Dispositions awaited	278	4.88	153	2.89	17	.75	448	3.38
Totals	5,692		5,280		2,286		13,258	

\*Dispositions of seamen apprehended before December 7, 1941

Internment	53	32.12	986	81.49	1,039	75.56
Parole	110	66.67	223	18.43	333	24.22
Release	<u>2</u>	1.21	<u>1</u>	.08	<u>3</u>	.22
Totals	<u>165</u>		<u>1,210</u>		<u>1,375</u>	

ENCLOSURE 100-2-3940

DISPOSITION OF HUNGARIAN, BULGARIAN, AND ROMANIAN ALIEN ENTRY CASES OF AUGUST 3, 1943

276

	<u>HUNGARIANS</u>		<u>BULGARIANS</u>		<u>ROMANIANS</u>		<u>TOTALS</u>	
	Number	Per Cent	Number	Per Cent	Number	Per Cent	Number	Per Cent
Aliens apprehended	11		1		11		23	
Released without hearing	2	18.18	0		1	9.09	3	13.04

Dispositions ordered by the Attorney General:

Internment	1	9.09	1	100.00	2	18.18	4	17.39
Parole	3	27.27	0		2	18.18	5	21.74
Release	3	27.27	0		3	27.27	6	26.08

Dispositions ordered by the Military Authorities in Hawaii and Alaska:

Internment	0		0		0		0	
Parole	0		0		0		0	
Release	0		0		0		0	
Deceased	0		0		0		0	
Repatriated	0		0		0		0	
Dispositions awaited	2	18.18	0		3	27.27	5	21.74

Totals	11		1		11		23	
--------	----	--	---	--	----	--	----	--

SUBJECT

SECTION 188

FILE # 100-2

Serial	Xerox	Pa Act.	S Rel.	Excursions
3941	6/23/43	1	1	
3942	8/5/43	ENC-11 1	12	
3943	8/3/43	ENC-11 1	12	
3944	8/5/43	1	1	
3945	8/5/43	1	1	
3946	8/6/43	ENC-1 1	2	
3946	8/6/43	1	1	
3947	7/16/43	ENC-10 2		REFER TO DEPT OF JUSTICE
3947	8/4/43	3	3	
3948	9/1/43	ENC-9 1	4	EXCLUSIONS - NPL
3949	8/14/43	ENC-1 1	2	
3950	9/8/43	ENC-11 1	12	
3951	9/7/43	ENC-9 1	3	
3952	9/8/43	1	1	
3953	9/8/43	1	1	
3954	9/7/43	ENC-11 1	12	
3955	9/1/43	ENC-1 2	3	
3956	9/7/43	2	2	
3957	9/3/43	16	0	DENIED NP
NOT RECORDED	10/9/43	1	1	

SUBJECT

FILE #

Serial	Xerox	Pages		Exemptions
		Act.	Rel.	
3958	10/9/43	ENC-11 1	12	
3959	9/3/43	10	2	DELETED PAGES 2-9 + PART P.1 + P.6 AS NP
3960	10/6/43	1	1	
3961	10/5/43	ENC-2 1	3	

278



LAH:BG

Federal Bureau of Investigation  
United States Department of Justice  
Washington, D. C.

June 23, 1943

MEMORANDUM FOR THE DIRECTOR

*Mr. Newman*

- Mr. C. A. Tamm \_\_\_\_\_
- Mr. E. A. Tamm \_\_\_\_\_
- Mr. Glavin \_\_\_\_\_
- Mr. Nichols \_\_\_\_\_
- Mr. Tracy \_\_\_\_\_
- Mr. Rosen \_\_\_\_\_
- Mr. Carson \_\_\_\_\_
- Mr. Coffey \_\_\_\_\_
- Mr. Hendon \_\_\_\_\_
- Mr. Holloman \_\_\_\_\_
- Mr. Quinn Tamm \_\_\_\_\_
- Mr. Harbo \_\_\_\_\_
- Tele. Room \_\_\_\_\_
- Mr. Nease \_\_\_\_\_
- Miss Gandy \_\_\_\_\_

The Executives Conference, those present being Messrs. E. A. Tamm, Nichols, Carson, Tracy, Ladd, Rosen, Hendon, Glavin and Hince, considered the suggestion of Special Agent in Charge S. J. Drayton that the Chicago office be permitted to utilize a form letter for the purpose of communicating with police departments in the making of requests for verification of the resident addresses of custodial detention subjects.

The Conference considered that the letter was a desirable one and that there is a sufficient use of such letters to justify the utilization of a form. The Conference believed, however, that the form should be made more general so as to apply to the field as a whole and that the field should be advised of the existence of such a form so that it might be used.

RECOMMENDATION: If approved, the form letter, as amended and attached, will be made available to the field.

Respectfully,  
FOR THE CONFERENCE

Clyde Tolson  
Chairman

W. R. Glavin  
Secretary

*Quanta - Untitled*

*Approved for the Director  
EAG 6/24/43*

cc-Mr. Glavin

RECORDED & INDEXED

100-2-3941  
35 AUG 4 1943

COPIES DESTROYED  
R472 AUG 2 1962

*143  
113  
AUG 10 1943*

AUG - 5 1943

LEW:em  
8/3/43

*ll*  
*Controlled Distribution, Sent*

MEMORANDUM FOR THE ATTORNEY GENERAL

In connection with the apprehension of German, Japanese, Italian, Rumanian, Hungarian and Bulgarian individuals, there is attached hereto a summary report reflecting the number of apprehensions by Field Offices.

Respectfully,

John Edgar Hoover  
Director

RECORDED

100-2-3942

8	1
AUG 6 1943	
SEARCHED	INDEXED
SERIALIZED	FILED

Enclosure

- Mr. Tolson \_\_\_\_\_
- Mr. E. A. Tamm \_\_\_\_\_
- Mr. Clegg \_\_\_\_\_
- Mr. Coffey \_\_\_\_\_
- Mr. Glavin \_\_\_\_\_
- Mr. Ladd \_\_\_\_\_
- Mr. Nichols \_\_\_\_\_
- Mr. Rosen \_\_\_\_\_
- Mr. Tracy \_\_\_\_\_
- Mr. Carson \_\_\_\_\_
- Mr. Harbo \_\_\_\_\_
- Mr. Hendon \_\_\_\_\_
- Mr. McGuire \_\_\_\_\_
- Mr. Mumford \_\_\_\_\_
- Mr. Piper \_\_\_\_\_
- Mr. Quinn Tamm \_\_\_\_\_
- Mr. Nease \_\_\_\_\_
- Miss Gandy \_\_\_\_\_

*ENCL. 2*

*H/ell*

*[Large handwritten signature]*

*10-45 am  
8-5-43  
(6)*

*280*

*113*

APPENDIX III

December 7, 1941 to August 3, 1943

	Arrests of ALL Aliens Reported			Arrests of ALL Citizens Reported			Grand Total
	Previous	Additional	Total	Previous	Additional	Total	
Germans	** 5,655	* 172	5,827	216	0	216	5,973
Japanese	5,234	46	5,280	537	23	560	5,840
Italians	** 3,490	* 6	3,496	26	0	26	3,522
Dutchmans	11	0	11	0	0	0	11
Magyarians	11	0	11	0	0	0	11
Bulgarians	1	0	1	0	0	0	1
Total	14,432	224	14,656	679	23	702	15,258

Grand Total 15,258

\* Includes 59 German Citizens  
 \* Includes 106 German Citizens  
 \*\* Includes 1,204 Italian Citizens  
 \*\* Includes 6 Italian Citizens

- Mr. Tolson \_\_\_\_\_
- Mr. E.A. Tamm \_\_\_\_\_
- Mr. Clegg \_\_\_\_\_
- Mr. Coffey \_\_\_\_\_
- Mr. Glavin \_\_\_\_\_
- Mr. Ladd \_\_\_\_\_
- Mr. Nichols \_\_\_\_\_
- Mr. Rosen \_\_\_\_\_
- Mr. Tracy \_\_\_\_\_
- Mr. Carson \_\_\_\_\_
- Mr. Harbo \_\_\_\_\_
- Mr. Hendon \_\_\_\_\_
- Mr. McGuire \_\_\_\_\_
- Mr. Mumford \_\_\_\_\_
- Mr. Piper \_\_\_\_\_
- Mr. Quinn Tamm \_\_\_\_\_
- Mr. Nease \_\_\_\_\_
- Miss Gandy \_\_\_\_\_

ENCLOSURE

100-2-207

2-1




APPROVISIONS BY FIELD OFFICES

December 7, 1941 to August 3, 1943

	<u>ARRESTS OF ALL ALIENS DETAINED</u>			<u>ARRESTS OF ALL CITIZENS REPORTED</u>			Grand Total
	Previous	Additional	Total	Previous	Additional	Total	
<u>ALBANY</u>							
Germans	72	0	72	None			72
Japanese	3	0	3	None			3
Italians	41	0	41	None			41
Total	116	0	116	None			116
<u>ATLANTA</u>							
Germans	42	0	42	None			42
Japanese	3	0	3	None			3
Italians	32	0	32	None			32
Hungarians	1	0	1	None			1
Total	78	0	78	None			78
<u>BALTIMORE</u>							
Germans	50	0	50	2	0	2	52
Japanese	1	0	1	None			1
Italians	41	0	41	1	0	1	42
Hungarians	1	0	1	None			1
Total	93	0	93	3	0	3	96
<u>BIRMINGHAM</u>							
Germans	29	0	29	None			29
Japanese	3	0	3	None			3
Italians	22	0	22	None			22
Total	54	0	54	None			54
<u>BOSTON</u>							
Germans	50	2	52	None			52
Japanese	10	0	10	None			10
Italians	24	0	24	None			24
Total	84	2	86	None			86

282



December 7, 1941 to August 3, 1943

- 2 -

DETROIT

Germans	44	1	45	None			45
Japanese	5	0	5	None			5
Italians	19	0	19	None			19
Total	68	1	69	None			69

INDIANAPOLIS

Germans	27	0	27	None			27
Japanese	12	0	12	None			12
Italians	12	0	12	None			12
Total	57	0	57	None			57

CHICAGO

Germans	27	0	27	None			27
Japanese	None			None			
Italians	18	0	18	None			18
Total	45	0	45	None			45

CHICAGO

Germans	260	2	262	2	0	2	264
Japanese	8	1	9	1	0	1	10
Italians	7	0	7	None			7
Total	275	3	278	3	0	3	281

BIRMINGHAM

Germans	61	3	64	None			64
Japanese	1	0	1	None			1
Italians	25	0	25	None			25
Total	87	3	90	None			90

CLEVELAND

Germans	67	0	67	None			67
Japanese	5	0	5	None			5
Italians	47	0	47	2	0	2	49
Rumanians	2	0	2	None			2
Hungarians	3	0	3	None			3
Total	124	0	124	2	0	2	126

73

December 7, 1941 to August 3, 1943

BALBOA

Germans	54	0	54	1	0	1	55
Japanese	13	0	13	3	0	3	16
Italians	33	0	33	None			33
Total	100	0	100	4	0	4	104

LEWIS

Germans	13	1	14	None			14
Japanese	14	0	14	None			14
Italians	1	0	1	None			1
Total	28	1	29	None			29

DES MOINES

Germans	17	0	17	None			17
Japanese	1	0	1	None			1
Italians	1	0	1	None			1
Total	19	0	19	None			19

DETROIT

Germans	65	2	67	2	0	2	69
Japanese	None			1	0	1	6
Italians	5	0	5				5
Rumanians	2	0	2	None			2
Bulgarians	1	0	1	None			1
Total	73	2	75	3	0	3	78

EL PASO

Germans	25	0	25	1	0	1	26
Japanese	33	0	33	None			33
Italians	17	0	17	4	0	4	21
Total	75	0	75	5	0	5	80

GRAND RAPIDS

Germans	13	0	13	1	0	1	14
Japanese	None						
Italians	None						
Total	13	0	13	1	0	1	14

284

December 7, 1941 to August 3, 1943

- 4 -

<u>BRITAIN</u>							
Germans	73	0	73	45	0	45	118
Japanese	779	45	624	473	23	436	1,322
Italians	14	0	14	3	0	3	17
<b>Total</b>	<b>866</b>	<b>45</b>	<b>911</b>	<b>521</b>	<b>23</b>	<b>544</b>	<b>1,457</b>
<u>INDONESIA</u>							
Germans	174	0	174	None			174
Japanese	62	0	62	None			62
Italians	63	0	63	1	0	1	64
<b>Total</b>	<b>299</b>	<b>0</b>	<b>299</b>	<b>1</b>	<b>0</b>	<b>1</b>	<b>300</b>
<u>INDONESIA</u>							
Germans	11	0	11	None			11
Japanese	3	0	3	None			3
Italians	4	0	4	2	0	2	6
<b>Total</b>	<b>18</b>	<b>0</b>	<b>18</b>	<b>2</b>	<b>0</b>	<b>2</b>	<b>20</b>
<u>INDONESIA</u>							
Germans	27	0	27	None			27
Japanese	None						
Italians	5	0	5	None			5
<b>Total</b>	<b>32</b>	<b>0</b>	<b>32</b>	<b>None</b>			<b>32</b>
<u>INDONESIA</u>							
Germans	7	0	7	None			7
Japanese	None						
Italians	1	0	1	None			1
<b>Total</b>	<b>8</b>	<b>0</b>	<b>8</b>	<b>None</b>			<b>8</b>
<u>INDONESIA</u>							
Germans	2	0	2	None			2
Japanese	9	0	9	None			9
Italians	None						
<b>Total</b>	<b>11</b>	<b>0</b>	<b>11</b>	<b>None</b>			<b>11</b>

255

December 7, 1941 to August 3, 1943

- 5 -

KANSAS CITY

German	34	0	34	None		34
Japanese	1	0	1	None		1
Italians	6	0	6	None		6
<b>Total</b>	<b>41</b>	<b>0</b>	<b>41</b>	<b>None</b>		<b>41</b>

INDIANAPOLIS

German	1	0	1	None		1
Japanese	None					
Italians	None					
<b>Total</b>	<b>1</b>	<b>0</b>	<b>1</b>	<b>None</b>		<b>1</b>

LITTLE ROCK

German	6	0	6	None		6
Japanese	1	0	1	None		1
Italians	1	0	1	None		1
<b>Total</b>	<b>8</b>	<b>0</b>	<b>8</b>	<b>None</b>		<b>8</b>

LOS ANGELES

German	192	0	192	16	0	16	198
Japanese	2,029	0	2,029	14	0	14	2,043
Italians	241	0	241	1	0	1	242
<b>Total</b>	<b>2,352</b>	<b>0</b>	<b>2,352</b>	<b>31</b>	<b>0</b>	<b>31</b>	<b>2,383</b>

LOUISVILLE

German	17	0	17	1	0	1	18
Japanese	1	0	1	None			1
Italians	None						
<b>Total</b>	<b>18</b>	<b>0</b>	<b>18</b>	<b>1</b>	<b>0</b>	<b>1</b>	<b>19</b>

MEMPHIS

German	8	0	8	None		8
Japanese	None					
Italians	1	0	1	None		1
<b>Total</b>	<b>9</b>	<b>0</b>	<b>9</b>	<b>None</b>		<b>9</b>

256

December 7, 1941 to August 3, 1943

<u>MIAMI</u>							
Germans	155	2	157	2	0	2	159
Japanese	29	0	29	None			29
Italians	212	0	212	None			212
<b>Total</b>	<b>396</b>	<b>2</b>	<b>398</b>	<b>2</b>	<b>0</b>	<b>2</b>	<b>400</b>
<u>MILWAUKEE</u>							
Germans	104	0	104	1	0	1	105
Japanese	None						
Italians	1	0	1	None			1
<b>Total</b>	<b>105</b>	<b>0</b>	<b>105</b>	<b>1</b>	<b>0</b>	<b>1</b>	<b>106</b>
<u>MINNEAPOLIS</u>							
Germans	653	3	656	3	0	3	659
Japanese	47	0	47	1	0	1	48
Italians	30	0	30	None			30
Rumanians	1	0	1	None			1
<b>Total</b>	<b>731</b>	<b>3</b>	<b>731</b>	<b>4</b>	<b>0</b>	<b>4</b>	<b>738</b>
<u>NEW HAVEN</u>							
Germans	83	0	83	None			83
Japanese	31	0	31	None			31
Italians	30	0	30	None			30
<b>Total</b>	<b>144</b>	<b>0</b>	<b>144</b>	<b>None</b>			<b>144</b>
<u>NEW ORLEANS</u>							
Germans	46	0	46	None			46
Japanese	9	0	9	None			9
Italians	233	0	233	None			233
<b>Total</b>	<b>288</b>	<b>0</b>	<b>288</b>	<b>None</b>			<b>288</b>
<u>NEW YORK</u>							
Germans	1,830	46	1,876	4	0	4	1,880
Japanese	380	0	380	8	0	8	388
Italians	401	0	401	5	0	5	406
Rumanians	3	0	3	None			3
Hungarians	5	0	5	None			5
<b>Total</b>	<b>2,619</b>	<b>46</b>	<b>2,665</b>	<b>17</b>	<b>0</b>	<b>17</b>	<b>2,682</b>

287

December 7, 1941 to August 3, 1943

- 7 -

MINNEAPOLIS

German	13	0	13	None			13
Japanese	31	0	31	None			31
Italians	12	0	12	None			12
Total	56	0	56	None			56

OKLAHOMA CITY

German	9	1	10	None			10
Japanese	None						
Italians	1	0	1	None			1
Total	10	1	11	None			11

OMAHA

German	2	0	2	1	0	1	3
Japanese	3	0	3	None			3
Italians	1	0	1	None			1
Total	6	0	6	1	0	1	7

PHILADELPHIA

German	273	2	275	10	0	10	285
Japanese	30	0	30	1	0	1	31
Italians	80	0	80	None			80
Romanians	1	0	1	None			1
Hungarians	1	0	1	None			1
Total	385	2	387	11	0	11	398

PHOENIX

German	39	0	39	1	0	1	40
Japanese	70	0	70	3	0	3	73
Italians	31	0	31	None			31
Total	140	0	140	4	0	4	144

PITTSBURGH

German	77	0	77	7	0	7	84
Japanese	None						
Italians	33	0	33	1	0	1	34
Total	110	0	110	8	0	8	118

278

December 7, 1941 to August 3, 1943

- 6 -

<u>EMERALD</u>							
Germans	130	0	130	1	0	1	231
Japanese	103	0	103	1	0	1	204
Italians	33	0	33	None			33
Rumanians	1	0	1	None			1
<b>Total</b>	<b>267</b>	<b>0</b>	<b>267</b>	<b>2</b>	<b>0</b>	<b>2</b>	<b>269</b>
<u>PROSPERITY</u>							
Germans	8	0	8	None			8
Japanese	1	0	1	None			1
Italians	2	0	2	None			2
<b>Total</b>	<b>11</b>	<b>0</b>	<b>11</b>	<b>None</b>			<b>11</b>
<u>BRIDGEWAY</u>							
Germans	29	0	29	None			29
Japanese	None						
Italians	26	0	26	None			26
<b>Total</b>	<b>55</b>	<b>0</b>	<b>55</b>	<b>None</b>			<b>55</b>
<u>ST. LOUIS</u>							
Germans	43	0	43	4	0	4	47
Japanese	1	0	1	None			1
Italians	10	0	10	None			10
<b>Total</b>	<b>54</b>	<b>0</b>	<b>54</b>	<b>4</b>	<b>0</b>	<b>4</b>	<b>58</b>
<u>ST. PAUL</u>							
Germans	21	0	21	None			21
Japanese	2	0	2	None			2
Italians	None						
<b>Total</b>	<b>23</b>	<b>0</b>	<b>23</b>	<b>None</b>			<b>23</b>
<u>SALT LAKE CITY</u>							
Germans	35	0	35	None			35
Japanese	157	0	157	10	0	10	167
Italians	16	0	16	2	0	2	18
<b>Total</b>	<b>208</b>	<b>0</b>	<b>208</b>	<b>12</b>	<b>0</b>	<b>12</b>	<b>220</b>

289



December 7, 1941 to August 3, 1943

- 9 -

SAN ANTONIO

Germans	34	0	34	2	0	2	36
Japanese	9	0	9	None			9
Italians	17	0	17	None			17
Total	60	0	60	2	0	2	62

SAN DIEGO

Germans	37	0	37	None			37
Japanese	270	0	270	2	0	2	272
Italians	6	0	6	None			6
Total	313	0	313	2	0	2	315

SAN FRANCISCO

Germans	318	1	319	6	0	6	325
Japanese	626	0	626	13	0	13	639
Italians	452	0	452	5	0	5	457
Total	1,396	1	1,397	24	0	24	1,421

SAN JUAN

Germans	21	0	21	1	0	1	22
Japanese	1	0	1	None			1
Italians	5	0	5	2	0	2	7
Total	29	0	29	3	0	3	32

SAYAMAN

Germans	62	0	62	None			62
Japanese	6	0	6	None			6
Italians	33	0	33	None			33
Total	101	0	101	None			101

SEATTLE

Germans	112	0	112	2	0	2	114
Japanese	413	0	413	7	0	7	420
Italians	32	0	32	None			32
Total	557	0	557	9	0	9	566

290

December 7, 1941 to August 3, 1943

- 13 -

SENY FALLS

German	12	0	12	None	12
Japanese	1	0	1	None	1
Italians	None				
<b>Total</b>	<b>13</b>	<b>0</b>	<b>13</b>	<b>None</b>	<b>13</b>

SPRINGFIELD

German	10	0	10	None	10
Japanese	2	0	2	None	2
Italians	4	0	4	None	4
<b>Total</b>	<b>16</b>	<b>0</b>	<b>16</b>	<b>None</b>	<b>16</b>

HARRINGTON FIELD

German	12	0	12	None	12
Japanese	9	0	9	None	9
Italians	5	0	5	None	5
Hungarians	1	0	1	None	1
<b>Total</b>	<b>27</b>	<b>0</b>	<b>27</b>	<b>None</b>	<b>27</b>

Apprehensions of Enemy

BALTIMORE (Fort Howard)

German	1	0	1	None
--------	---	---	---	------

DETTE (Fort Mifflin)

Italians	1,204	6	1,210	None
----------	-------	---	-------	------

SENY FALLS (Fort Lincoln)

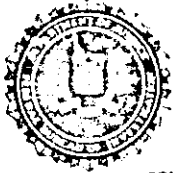
German	58	106	164	None
--------	----	-----	-----	------

291

T I I

JOHN EDGAR HOOVER  
DIRECTOR

CC-287



Federal Bureau of Investigation  
United States Department of Justice  
Washington, D. C.

HWS:zmn  
5:30 p.m.

August 3, 1943

- Mr. Tolson
- Mr. E. A. Tamm
- Mr. Clegg
- Mr. Glavin
- Mr. Ladd
- Mr. Nichols
- Mr. Rosen
- Mr. Tracy
- Mr. Carson
- Mr. Coffey
- Mr. Hendon
- Mr. Kramer
- Mr. McGuire
- Mr. Harbo
- Mr. Quinn Tamm
- Tele. Room
- Mr. Nease
- Miss Beahm
- Miss Gandy

MEMORANDUM FOR THE DIRECTOR

RE: APPREHENSIONS OF ENEMY ALIENS

With reference to my previous memoranda reflecting the apprehension of enemy aliens and American citizens with enemy sympathies, there is attached hereto a supplemental summary report reflecting the results of information received from the Field.

Respectfully,

*D. M. Ladd*  
D. M. Ladd *Jim*

Enclosure

*lu*  
2-ENCL.  
*527*

*E*

RECORDED

100-2-3943  
F B I  
32 AUG 6 1943



*143*

COPIES DESTROYED  
R472 AUG 2 1962

14 1040

242

*0 Enclosed 10/10/43 - P. 10/10/43 - J. 10/10/43*

APPREHENSIONS

December 7, 1941 to August 3, 1943

	<u>Arrests of All Aliens Reported</u>			<u>Arrests of All Citizens Reported</u>			<u>Grand Total</u>
	<u>Previous</u>	<u>Additional</u>	<u>Total</u>	<u>Previous</u>	<u>Additional</u>	<u>Total</u>	
Germans	** 5,685	* 172	5,857	116	0	116	5,973
Japanese	5,234	46	5,280	537	23	560	5,840
Italians	** 3,490	* 6	3,496	26	0	26	3,522
Rumanians	11	0	11	0	0	0	11
Hungarians	11	0	11	0	0	0	11
Bulgarians	<u>1</u>	<u>0</u>	<u>1</u>	<u>0</u>	<u>0</u>	<u>0</u>	<u>1</u>
Total	14,432	224	14,656	679	23	<u>702</u>	<u>Grand Total 15,358</u>

\*\* Includes 59 German Seamen

\* " 106 " " "

\*\* Includes 1,204 Italian Seamen  
\* " 6 " " "

ENCLOSURE 100-2-3943

293

COPIED  
K 472 200 2 1942

APPREHENSIONS BY FIELD OFFICES

December 7, 1941 to August 3, 1943

	<u>ARRESTS OF ALL ALIENS REPORTED</u>			<u>ARRESTS OF ALL CITIZENS REPORTED</u>			Grand Total
	Previous	Additional	Total	Previous	Additional	Total	
<u>ALBANY</u>							
Germans	72	0	72	None			72
Japanese	3	0	3	None			3
Italians	41	0	41	None			41
Total	116	0	116	None			116
<u>ATLANTA</u>							
Germans	42	0	42	None			42
Japanese	3	0	3	None			3
Italians	32	0	32	None			32
Rumanians	1	0	1	None			1
Total	78	0	78	None			78
<u>BALTIMORE</u>							
Germans	50	0	50	2	0	2	52
Japanese	1	0	1	None			1
Italians	41	0	41	1	0	1	42
Hungarians	1	0	1	None			1
Total	93	0	93	3	0	3	96
<u>BIRMINGHAM</u>							
Germans	29	0	29	None			29
Japanese	3	0	3	None			3
Italians	22	0	22	None			22
Total	54	0	54	None			54
<u>BOSTON</u>							
Germans	50	2	52	None			52
Japanese	10	0	10	None			10
Italians	24	0	24	None			24
Total	84	2	86	None			86

COPIES DESTROYED  
 RATE 100-100000

294

December 7, 1941 to August 3, 1943

- 2 -

BUFFALO

Germans	44	1	45	None		45
Japanese	5	0	5	None		5
Italians	19	0	19	None		19
Total	68	1	69	None		69

BUTTE

Germans	27	0	27	None		27
Japanese	18	0	18	None		18
Italians	12	0	12	None		12
Total	57	0	57	None		57

CHARLOTTE

Germans	27	0	27	None		27
Japanese	None			None		
Italians	18	0	18	None		18
Total	45	0	45	None		45

CHICAGO

Germans	260	2	262	2	0	2	264
Japanese	8	1	9	1	0	1	10
Italians	7	0	7	None			7
Total	275	3	278	3	0	3	281

CINCINNATI

Germans	61	3	64	None		64
Japanese	1	0	1	None		1
Italians	25	0	25	None		25
Total	87	3	90	None		90

CLEVELAND

Germans	67	0	67	None		67	
Japanese	5	0	5	None		5	
Italians	47	0	47	2	0	2	49
Rumanians	2	0	2	None		2	
Hungarians	3	0	3	None		3	
Total	124	0	124	2	0	2	126

295



December 7, 1941 to August 3, 1943

- 3 -

DALLAS

Germans	54	0	54	1	0	1	55
Japanese	13	0	13	3	0	3	16
Italians	33	0	33	None			33
Total	100	0	100	4	0	4	104

DENVER

Germans	13	1	14	None			14
Japanese	14	0	14	None			14
Italians	1	0	1	None			1
Total	28	1	29	None			29

DES MOINES

Germans	17	0	17	None			17
Japanese	1	0	1	None			1
Italians	1	0	1	None			1
Total	19	0	19	None			19

DETROIT

Germans	65	2	67	2	0	2	69
Japanese	None						
Italians	5	0	5	1	0	1	6
Rumanians	2	0	2	None			2
Bulgarians	1	0	1	None			1
Total	73	2	75	3	0	3	78

EL PASO

Germans	25	0	25	1	0	1	26
Japanese	33	0	33	None			33
Italians	17	0	17	4	0	4	21
Total	75	0	75	5	0	5	80

GRAND RAPIDS

Germans	13	0	13	1	0	1	14
Japanese	None						
Italians	None						
Total	13	0	13	1	0	1	14

276

December 7, 1941 to August 3, 1943

- 4 -

HONOLULU

Germans	73	0	73	45	0	45	118
Japanese	779	45	824	473	23	496	1,322
Italians	14	0	14	3	0	3	17
Total	866	45	911	521	23	544	1,457

HOUSTON

Germans	174	0	174	None			174
Japanese	62	0	62	None			62
Italians	63	0	63	1	0	1	64
Total	299	0	299	1	0	1	300

HUNTINGTON

Germans	11	0	11	None			11
Japanese	3	0	3	None			3
Italians	4	0	4	2	0	2	6
Total	18	0	18	2	0	2	20

INDIANAPOLIS

Germans	27	0	27	None			27
Japanese	None						
Italians	5	0	5	None			5
Total	32	0	32	None			32

JACKSON

Germans	7	0	7	None			7
Japanese	None						
Italians	1	0	1	None			1
Total	8	0	8	None			8

JUNEAU

Germans	2	0	2	None			2
Japanese	9	0	9	None			9
Italians	None						
Total	11	0	11	None			11

217



December 7, 1941 to August 3, 1943

- 5 -

KANSAS CITY

Germans	34	0	34	None		34
Japanese	1	0	1	None		1
Italians	6	0	6	None		6
Total	41	0	41	None		41

KNOXVILLE

Germans	1	0	1	None		1
Japanese	None					
Italians	None					
Total	1	0	1	None		1

LITTLE ROCK

Germans	6	0	6	None		6
Japanese	1	0	1	None		1
Italians	1	0	1	None		1
Total	8	0	8	None		8

LOS ANGELES

Germans	182	0	182	16	0	16	198
Japanese	2,029	0	2,029	14	0	14	2,043
Italians	141	0	141	1	0	1	142
Total	2,352	0	2,352	31	0	31	2,383

LOUISVILLE

Germans	17	0	17	1	0	1	18
Japanese	1	0	1	None			1
Italians	None						
Total	18	0	18	1	0	1	19

MEMPHIS

Germans	8	0	8	None			8
Japanese	None						
Italians	1	0	1	None			1
Total	9	0	9	None			9

218

December 7, 1941 to August 3, 1943

- 6 -

MIAMI

Germans	155	2	157	2	0	2	159
Japanese	29	0	29	None			29
Italians	212	0	212	None			212
Total	396	2	398	2	0	2	400

MILWAUKEE

Germans	104	0	104	1	0	1	105
Japanese	None						
Italians	1	0	1	None			1
Total	105	0	105	1	0	1	106

NEWARK

Germans	653	3	656	3	0	3	659
Japanese	47	0	47	1	0	1	48
Italians	30	0	30	None			30
Rumanians	1	0	1	None			1
Total	731	3	731	4	0	4	738

NEW HAVEN

Germans	83	0	83	None			83
Japanese	31	0	31	None			31
Italians	30	0	30	None			30
Total	144	0	144	None			144

NEW ORLEANS

Germans	46	0	46	None			46
Japanese	9	0	9	None			9
Italians	233	0	233	None			233
Total	288	0	288	None			288

NEW YORK

Germans	1,830	46	1,876	4	0	4	1,880
Japanese	380	0	380	8	0	8	388
Italians	401	0	401	5	0	5	406
Rumanians	3	0	3	None			3
Hungarians	5	0	5	None			5
Total	2,619	46	2,665	17	0	17	2,682

294

December 7, 1941 to August 3, 1943

- 7 -

<u>NORFOLK</u>							
Germans	13	0	13	None			13
Japanese	31	0	31	None			31
Italians	12	0	12	None			12
Total	56	0	56	None			56
<u>OKLAHOMA CITY</u>							
Germans	9	1	10	None			10
Japanese	None	0	1	None			1
Italians	1	0	1	None			11
Total	10	1	11	None			11
<u>OMAHA</u>							
Germans	2	0	2	1	0	1	3
Japanese	3	0	3	None			3
Italians	1	0	1	None			1
Total	6	0	6	1	0	1	7
<u>PHILADELPHIA</u>							
Germans	273	2	275	10	0	10	285
Japanese	30	0	30	1	0	1	31
Italians	80	0	80	None			80
Rumanians	1	0	1	None			1
Hungarians	1	0	1	None			1
Total	385	2	387	11	0	11	398
<u>PHOENIX</u>							
Germans	39	0	39	1	0	1	40
Japanese	70	0	70	3	0	3	73
Italians	31	0	31	None			31
Total	140	0	140	4	0	4	144
<u>PITTSBURGH</u>							
Germans	77	0	77	7	0	7	84
Japanese	None	0	33	1	0	1	34
Italians	33	0	33	8	0	8	118
Total	110	0	110	8	0	8	118

320

December 7, 1941 to August 3, 1943

- 8 -

PORTLAND

Germans	130	0	130	1	0	1	131
Japanese	103	0	103	1	0	1	104
Italians	33	0	33	None			33
Rumanians	1	0	1	None			1
Total	267	0	267	2	0	2	269

PROVIDENCE

Germans	8	0	8	None			8
Japanese	1	0	1	None			1
Italians	2	0	2	None			2
Total	11	0	11	None			11

RICHMOND

Germans	29	0	29	None			29
Japanese	None						
Italians	26	0	26	None			26
Total	55	0	55	None			55

ST. LOUIS

Germans	43	0	43	4	0	4	47
Japanese	1	0	1	None			1
Italians	10	0	10	None			10
Total	54	0	54	4	0	4	58

ST. PAUL

Germans	21	0	21	None			21
Japanese	2	0	2	None			2
Italians	None						
Total	23	0	23	None			23

SALT LAKE CITY

Germans	35	0	35	None			35
Japanese	157	0	157	10	0	10	167
Italians	16	0	16	2	0	2	18
Total	208	0	208	12	0	12	220

301

December 7, 1941 to August 3, 1943

- 9 -

SAN ANTONIO

Germans	34	0	34	2	0	2	36
Japanese	9	0	9	None			9
Italians	17	0	17	None			17
Total	60	0	60	2	0	2	62

SAN DIEGO

Germans	37	0	37	None	0	2	37
Japanese	270	0	270	2			272
Italians	6	0	6	None			6
Total	313	0	313	2	0	2	315

SAN FRANCISCO

Germans	318	1	319	6	0	6	325
Japanese	626	0	626	13	0	13	639
Italians	452	0	452	5	0	5	457
Total	1,396	1	1,397	24	0	24	1,421

SAN JUAN

Germans	21	0	21	1	0	1	22
Japanese	1	0	1	None			1
Italians	5	0	5	2	0	2	7
Total	29	0	29	3	0	3	32

SAVANNAH

Germans	62	0	62	None			62
Japanese	6	0	6	None			6
Italians	33	0	33	None			33
Total	101	0	101	None			101

SEATTLE

Germans	112	0	112	2	0	2	114
Japanese	413	0	413	7	0	7	420
Italians	32	0	32	None			32
Total	557	0	557	9	0	9	566

22

December 7, 1941 to August 3, 1943

<u>SIOUX FALLS</u>					
Germans	12	0	12	None	
Japanese	1	0	1	None	12
Italians	None				1
Total	13	0	13	None	13
<u>SPRINGFIELD</u>					
Germans	10	0	10	None	
Japanese	2	0	2	None	10
Italians	4	0	4	None	2
Total	16	0	16	None	4
					16
<u>WASHINGTON FIELD</u>					
Germans	12	0	12	None	
Japanese	9	0	9	None	12
Italians	5	0	5	None	9
Hungarians	1	0	1	None	5
Total	27	0	27	None	1
					27

Apprehensions of Seamen

<u>BALTIMORE (Fort Howard)</u>					
Germans	1	0	1	None	
<u>BUTTE (Fort Missoula)</u>					
Italians	1,204	6	1,210	None	
<u>SIOUX FALLS (Fort Lincoln)</u>					
Germans	58	106	164	None	

HWS:zmn

August 5, 1943

PERSONAL AND [REDACTED]  
VIA AIR MAIL AND COURIER POUCH

*Technical Section*

[REDACTED]  
The American Embassy  
London, England

Re: APPREHENSIONS OF ALIEN ENEMIES

Dear [REDACTED]

Mr. Tolson \_\_\_\_\_ As of possible interest to you, there are being transmitted three  
Mr. E.A. Tamm \_\_\_\_\_ copies of a summary report dated August 3, 1943, reflecting the appre-  
Mr. Clegg \_\_\_\_\_ prehensions of enemy aliens by the Bureau under the Alien Enemy Control Program.  
Mr. Coffey \_\_\_\_\_  
Mr. Glavin \_\_\_\_\_  
Mr. Ladd \_\_\_\_\_  
Mr. Nichols \_\_\_\_\_  
Mr. Rosen \_\_\_\_\_  
Mr. Tracy \_\_\_\_\_  
Mr. Carson \_\_\_\_\_  
Mr. Harbo \_\_\_\_\_

Very truly yours,

RECORDED

John Edgar Hoover  
Director

100-2-24  
FEDERAL BUREAU OF INVESTIGATION  
AUG 9 1943  
U. S. DEPARTMENT OF JUSTICE  
*J. Edgar Hoover*

Mr. Handon \_\_\_\_\_ Enclosure  
Mr. McGuire \_\_\_\_\_ COMMUNICATIONS SECTION  
Mr. Mumford \_\_\_\_\_ A pq Mr. Burton  
Mr. Piper \_\_\_\_\_ (sent direct)  
Mr. Quinn Tamm \_\_\_\_\_ 8:10 P.M.  
Mr. Nease \_\_\_\_\_  
Miss Gandy \_\_\_\_\_

RECORDED  
AUG 5 1943

304

HWS:amh

August 5, 1943

PERSONAL AND [REDACTED]  
VIA AIR MAIL COURIER POUCH

[REDACTED]  
The American Embassy  
London, England

Re: DISPOSITION OF ALIEN ENEMY CASES

Dear [REDACTED]

Mr. Tolson \_\_\_\_\_  
Mr. E.A. Tamm \_\_\_\_\_ As of possible interest to you, there are being transmitted three  
Mr. Clegg \_\_\_\_\_ copies of a summary report dated August 3, 1943, reflecting the disposition  
Mr. Coffey \_\_\_\_\_ which have been received in the cases of alien enemies who have been appre-  
Mr. Glavin \_\_\_\_\_ hended by the Bureau under the Alien Enemy Control Program.  
Mr. Ladd \_\_\_\_\_  
Mr. Nichols \_\_\_\_\_  
Mr. Rosen \_\_\_\_\_  
Mr. Tracy \_\_\_\_\_  
Mr. Carson \_\_\_\_\_  
Mr. Harbo \_\_\_\_\_  
Mr. Hendon \_\_\_\_\_  
Mr. McGuire \_\_\_\_\_  
Mr. Mumford \_\_\_\_\_  
Mr. Piper \_\_\_\_\_  
Mr. Quinn Tamm \_\_\_\_\_ cc Mr. Burton  
Mr. Nease \_\_\_\_\_  
Miss Gandy \_\_\_\_\_

Very truly yours,  
44-2-3945  
FEDERAL BUREAU OF INVESTIGATION  
John Edgar Hoover  
Director 9 1943  
U. S. DEPARTMENT OF JUSTICE

RECORDED

INDEXED

FILED

MAILED 9  
cc Mr. Burton  
U. S. DEPARTMENT OF JUSTICE

25

35





Federal Bureau of Investigation  
 United States Department of Justice  
 400 U. S. Court House  
 Buffalo 2, New York

DEM:MF

August 6, 1943.

Director, FBI

Re: FORM LETTER FOR VERIFYING RESIDENCE ADDRESSES  
 OF CUSTODIAL DETENTION SUBJECTS.

Dear Sir:

Reference is made to Bureau letter No. 305, Series 1943, dated July 23, 1943, captioned as above.

It is noted that in the form letter attached to referenced letter there is no space provided for verification of the subject's business address, which address is listed on the custodial detention card. Previous Bureau instructions have stated that both business and residence addresses should be checked and arrangements perfected so that the Field Office will be advised of any change of residence or business address on the part of the subject of any card.

In view of this fact, it is requested that permission be granted the Buffalo Office to use the attached form letter in connection with the verification of addresses and employment of custodial detention subjects. Unless advised to the contrary by the Bureau, this form will be utilized.

Very truly yours,

*John B. Little*  
 JOHN B. LITTLE, SAC.

Enclosure.

*Memo 9/20/43 HK*  
 COPIES DESTROYED  
 R 472 AUG 2 1962  
 Q I .

RECORDED

*M*  
 AUG 10 1943  
 FIVE  
 FILED  
 506





Federal Bureau of Investigation  
United States Department of Justice

Re:  
Residence:  
Employment:

Dear Sir:

This office is interested in merely verifying the residence and business address of the above named individual. The addresses shown above are the last known addresses of this individual. It is not desired that any extended investigation be conducted but that only his residence and employment be discreetly verified. In the event this individual has moved or changed his employment, it is desired that the necessary inquiries be made to determine his present address and place of employment, if possible. In replying please fill in the spaces as provided below on this letter and return to me.

1. Does the subject still reside at the above address? \_\_\_\_\_
2. Is subject still employed as indicated above? \_\_\_\_\_
3. If address or employment are not same as above, please indicate present residence and place of employment:

\_\_\_\_\_

\_\_\_\_\_

\_\_\_\_\_

4. Date checked: \_\_\_\_\_
5. Checked by: \_\_\_\_\_

Please be assured that your cooperation in this matter will be greatly appreciated. For your convenience in replying, a franked, self-addressed envelope is being enclosed herewith.



Enclosure.

Very truly yours,

ENCLOSURE

10-2-3946

*W. R. ...*  
*Special Agent in Charge*  
*SA Special Agent in Charge*

7

100-2-

October 6, 1943

JAC:SMR

**RE: FORM LETTER FOR VERIFYING RESIDENCE  
ADDRESSES OF SUBJECTS OF INTERNAL  
SECURITY INVESTIGATIONS**

There is attached hereto a form for use in verifying the addresses and employment of subjects of internal security investigations. It is desired that forms be printed and distributed to all field offices. The name of the Special Agent in Charge should not be included on this form, but his title "Special Agent in Charge" should be set out in full.

Very truly yours,

John Edgar Hoover  
Director

Attachment *KA*

COMMUNICATIONS SECTION  
MAILED 2  
★ OCT 9 1943 P.M.  
FEDERAL BUREAU OF INVESTIGATION  
U. S. DEPARTMENT OF JUSTICE

- Tolson
- E. A. Tamm
- Clegg
- Coffey
- Glavin
- Ladd
- Nichols
- Rosen
- Tracy
- Egan
- Gurnea
- Harbo
- Hendon
- Mumford
- Quinn
- Nease
- Gandy

OCT 19 1943

OCT 9 9 50 AM '43  
RECEIVED-DIRECTOR  
F. B. I.  
U. S. DEPT. OF JUSTICE

OCT 9 9 37 AM '43  
RECEIVED READING ROOM  
U. S. DEPT. OF JUSTICE

OCT 8 5 23 PM '43  
RECEIVED READING ROOM  
U. S. DEPT. OF JUSTICE

*Handwritten signatures and initials*

RECORDED

HR:NCM  
8/2/43

AUG - 2 1943

MEMORANDUM FOR THE ATTORNEY GENERAL

Reference is made to your memorandum of July 16, 1943, addressed to Assistant Attorney General Hugh B. Cox and the undersigned, directing that the tentative dangerousness classifications heretofore made by the Special War Policies Unit in certain cases be not regarded as a determination of fact in any sense and that in the future they be not used for any purpose whatsoever.

This Bureau will, of course, immediately comply with the instructions detailed in your memorandum.

In reviewing the memorandum submitted to you by Mr. L. M. C. Smith under date of June 28, 1943, relative to the "Special Case procedure", it is noted that, although his meaning is not clear, Mr. Smith apparently intends an adverse criticism of this Bureau in stating that "While it is true that, over the protest of this Unit, many individuals were apprehended without regard to the system of classification, I am convinced that the careful formulation of procedures and of criteria for dealing with alien enemies exercised a restraining influence on any tendency towards indiscriminate apprehensions."

In order to keep the record clear, I want to point out that early in the evening of December 7, 1941, Mr. Joseph Brendergast and Mr. Edward J. Hennis brought to my office a list prepared by Mr. Smith's Unit, then known as the Special Defense Unit, setting out the names of Japanese who were to be apprehended.

I then telephoned Acting Attorney General Charles Fahy to make certain that this Bureau could proceed with the arrest of the individuals listed. Mr. Fahy advised that the Bureau should proceed with this list and with any others that it should be arrested. I told Mr. Fahy that we could not do this because his authority had been taken from me and placed in the hands of Mr. Smith. Mr. Coffey then told me that he authorized me to proceed with the list submitted and with any others the Bureau saw fit to include. With respect to Germans and Italians, I was furnished with lists of names on December 8, 1941, together with instructions to apprehend the individuals listed and all other such alien enemies deemed by this Bureau to be dangerous to the public peace and safety of the United States.

- Mr. Tolson
- Mr. E. A. Tamm
- Mr. Clegg
- Mr. Coffey
- Mr. Glavin
- Mr. Ladd
- Mr. Nichols
- Mr. Rosen
- Mr. Tracy
- Mr. Carson
- Mr. Harbo
- Mr. Hendon
- Mr. McGuire
- Mr. Mumford
- Mr. Piper
- Mr. Quinn Tamm
- Mr. Nease
- Miss Gandy

Concerning Mr. Smith's complaint that many individuals were apprehended without regard to the system of classification and his statement that the careful formulation of procedures and criteria for dealing with alien enemies exercised a restraining influence on any tendency towards indiscriminate apprehensions, it may be stated that a spot check of fifty-five names

*[Handwritten signatures and initials]*

AUG 3 3 38 PM '43

309

selected at random from the first list of German aliens to be apprehended, which was prepared by Mr. Smith's Unit and furnished to this Bureau, disclosed that, according to the dossiers prepared by this Bureau, twenty-five of the fifty-five individuals were aliens, twenty-five were of unknown citizenship, and five were citizens of the United States. Four of the persons of unknown citizenship were Communists.

In his memorandum of June 25, 1943, and the attached "History of Special Case Program" dated May 15, 1943, Mr. Smith further criticizes the Criminal Division of the Department and this Bureau with reference to the handling of certain cases after December 28, 1941. He states that, prior to December 7, 1941, his Unit was assigning tentative dangerousness classifications on the basis of dossiers submitted by the Federal Bureau of Investigation and thereafter requesting additional investigation by the Federal Bureau of Investigation along definite and specific lines, which definite and specific requests produced reasonably prompt and effective action on the part of the Federal Bureau of Investigation. He then states that, on December 28, 1941, the Attorney General directed his Unit to transmit the cases to the Criminal Division after making the tentative dangerousness classifications so that the Criminal Division could examine the underlying material, direct further investigation, and consider appropriate action. Mr. Smith states that the Criminal Division adopted the practice of sending, to the Federal Bureau of Investigation a form request for a general investigation without specifying the exact investigation desired. According to Mr. Smith, the result of this practice of making general instead of specific requests of the Federal Bureau of Investigation was that the cases were not developed adequately, no action was taken, and the number of pending cases mounted steadily. Mr. Smith further points out that, in a memorandum to the Solicitor General dated July 10, 1942, he stated that the files indicated that, although the Criminal Division sent to the Federal Bureau of Investigation requests for general investigation as far back as December, 1941, no reply thereto had been made by the Federal Bureau of Investigation (as of July 10, 1942) and no further action had been taken, and that the files in numerous other cases referred by his Unit to the Criminal Division some months prior to July 10, 1942, did not indicate that any action had been taken or even that the request for general investigation had been given to the Federal Bureau of Investigation.

I do not have the list of cases attached to Mr. Smith's memorandum of July 10, 1942, in which this Bureau was allegedly delinquent, and, therefore, cannot state what the situation was in each case. I can only state generally that this Bureau would endeavor to respond just as quickly and effectively to a general request for investigation as it would to a specific and definite request, and that any delay which there may have been in investigating these cases was not due to the generality of the request but to other factors beyond the Bureau's control. Among these factors were the tremendous volume of investigations to be conducted and the shortage of personnel. You, of course, recall that in the period immediately following the attack on Pearl Harbor, it was necessary to concentrate on cases involving alien enemies, and that, in March, 1942, you

Memorandum for the Attorney General

- 3 -

initiated the Naturalization Program, which this Bureau has endeavored to give preferred and continuous attention. It may, therefore, be true that in the period from December 7, 1941, to July 10, 1942, there were delays in some of the investigations involving nonenemy aliens and citizens because of the pressure of more urgent work and the shortage of personnel.

Respectfully,

John Edgar Hoover  
Director

311

I I I

Federal Bureau of Investigation  
United States Department of Justice

P. O. Box 1277  
Cincinnati 1, Ohio  
September 1, 1943

JIC:MCK  
100-1

Director, FBI

Re: FIELD DIVISION ARREST REGISTER  
ALIEN ENEMY CONTROL  
CINCINNATI FIELD DIVISION

Dear Sir:

Reference is made to Bureau letter to all Special Agents in Charge, No. 101, Series 1943, dated March 8, 1943.

There is transmitted herewith the monthly arrest register for the month of August, 1943.

This is to advise that the total of arrests of alien enemies in the Cincinnati Field Division is as follows:

German	64
Italian	25
Japanese	<u>1</u>
Total	90

There were no apprehensions of any non-enemy aliens, nor were there any apprehensions of United States citizens.

During the month of August, 1943, no enemy aliens of any nationality were apprehended by agents of this office.

Very truly yours,

*A. H. Belmont*  
A. H. BELMONT, SAC.

Encl.  
AIR MAIL-SPECIAL DELIVERY

SIF



RECORDED  
K422 AUG 2 1943

RECORDED

100-3948  
R. K. E.

30 SEP 2 1943

61 SEP 23 1943

312

ARREST SERIAL NUMBER	NAME AND ALIASES	CITIZENSHIP			BUREAU INSTRUCTIONS
		CITIZEN	ALIEN	NATIONALITY	
CONTI G-17	[REDACTED]		YES	GERMAN	YES
	[REDACTED]		YES	GERMAN	
G-18	[REDACTED]	Denaturalized	YES	GERMAN	
G-62	[REDACTED]		YES	GERMAN	
G-63	[REDACTED]		YES	GERMAN	
G-64	[REDACTED]		YES	GERMAN	



**FIELD DIVISION ARREST REGISTER - GERMAN**

CINCINNATI FIELD DIVISION  
FOR MONTH OF AUGUST, 1943

(This Register for Monthly Report to the Bureau)

AUTHORIZATION FOR ARREST				APPREHENSION DATA			REMARKS  (IF RELEASED BY F.B.I. STATE REASON BELOW)
REQUEST FROM OTHER F.O.	SPEC. AGENT IN CHARGE	U. S. ATTORNEY	MISCELLANEOUS	DATE ARRESTED	DATE RELEASED BY F.B.I.	DATE DEL'D. TO I. & N. S.	
		YES		12-17-41		12-17-41	
		YES		12-31-41		12-31-41	
		YES		7-5-43		7-5-43	
		YES		7-5-43		7-5-43	
		YES		7-5-43		7-5-43	

DISPOSITION

RELEASED BY I. & N. S.	REASON FOR RELEASE	RECOMMENDATION OF BOARD	FINAL DISPOSITION
		PAROLE	PAROLED
		INTERMENT	PAROLED
		INTERMENT	INTERNSD
		INTERMENT	PAROLED
		PAROLE	PAROLED

JOHN EDGAR HOOVER  
DIRECTOR

CC-287



103:83

Federal Bureau of Investigation  
United States Department of Justice  
Washington, D. C.

August 14, 1943

Mr. Tolson \_\_\_\_\_  
 Mr. E. A. Tamm ✓  
 Mr. Clegg \_\_\_\_\_  
 Mr. Coffey \_\_\_\_\_  
 Mr. Glavin \_\_\_\_\_  
 Mr. Ladd \_\_\_\_\_  
 Mr. Nichols \_\_\_\_\_  
 Mr. Rosen \_\_\_\_\_  
 Mr. Tracy \_\_\_\_\_  
 Mr. Carson \_\_\_\_\_  
 Mr. Harbo \_\_\_\_\_  
 Mr. Hendon \_\_\_\_\_  
 Mr. McGuire \_\_\_\_\_  
 Mr. Mumford \_\_\_\_\_  
 Mr. Piper \_\_\_\_\_  
 Mr. Quinn Tamm \_\_\_\_\_  
 Tele. Room \_\_\_\_\_  
 Mr. Nease \_\_\_\_\_  
 Miss Beahm \_\_\_\_\_  
 Miss Gandy \_\_\_\_\_

MEMORANDUM FOR MR. LADD

Re: INDEX OF ALIEN ENEMY  
APPREHENSIONS

You will recall that the Alien Enemy Control Section maintains an index of all alien enemies apprehended, as well as an index reflecting the disposition of each apprehension. I am attaching hereto a sample card which could be used to consolidate the two indices, and all pertinent information would be in one index rather than in two.

I recommend the use of the attached sample card, and would appreciate being advised whether you approve consolidation of the two indices and the use of the attached card.

Respectfully,

~~\_\_\_\_\_~~

*Approved  
J. Edgar Hoover*

Attachment

*Consolidated Section*

1539/44



37 SEP 1943

100-344  
44

316

NAME	Field Office	
Bureau File	Nationality	
	Alien	Citizen
APPREHENDED	AR. REG. NO.	
WARRANTS Dated	Rec'd	Sent Field
Released without hearing by U. S. A.		
Recommendation of A. E. H. B.	Release	Parole Intern.
DISPOSITIONS Date	Release	Parole Intern.
By A. G. Date	Release	Parole Intern.
REMARKS:		

400-2-3417 317

183:023  
9/7/43

SEP - 3

MEMORANDUM FOR THE ATTORNEY GENERAL

In connection with the apprehension of German, Japanese, Italian, Russian, Hungarian and Bulgarian individuals, there is attached hereto a summary report reflecting the number of apprehensions by field offices.

Respectfully,

*[Handwritten Signature]*  
John Edgar Hoover  
Director

*[Vertical handwritten notes on the left margin]*

*[Handwritten notes: 10/13/43, 10/14/43]*

- Mr. Tolson \_\_\_\_\_
- Mr. E. A. Tamm \_\_\_\_\_
- Mr. Clegg \_\_\_\_\_
- Mr. Coffey \_\_\_\_\_
- Mr. Glavin \_\_\_\_\_
- Mr. Ladd \_\_\_\_\_
- Mr. Nichols \_\_\_\_\_
- Mr. Rosen \_\_\_\_\_
- Mr. Tracy \_\_\_\_\_
- Mr. Acers \_\_\_\_\_
- Mr. Carson \_\_\_\_\_
- Mr. Harbo \_\_\_\_\_
- Mr. Hendon \_\_\_\_\_
- Mr. Mumford \_\_\_\_\_
- Mr. Starnes \_\_\_\_\_
- Mr. Quinn \_\_\_\_\_
- Mr. Nease \_\_\_\_\_

Enclosure

RECORDED  
2:40 PM  
SEP 13 1943  
*[Handwritten initials]*

RECEIVED  
SEP 8 9 25 AM  
U.S. DEPT. OF JUSTICE

RECORDED

*[Handwritten signature]*

3950

SEP 13 1943

318

APPREHENSIONS

December 7, 1941 to September 7, 1943

	<u>Arrests of All Aliens Reported</u>			<u>Arrests of All Citizens Reported</u>			<u>Grand Total</u>
	<u>Previous</u>	<u>Additional</u>	<u>Total</u>	<u>Previous</u>	<u>Additional</u>	<u>Total</u>	
German	** 5,857	* 61	5,918	116	0	116	6,034
Japanese	5,280	14	5,294	560	8	568	5,862
Italians	** 3,496	7	3,503	26	4	30	3,533
Rumanians	11	0	11	0	0	0	11
Hungarians	11	0	11	0	0	0	11
Bulgarians	<u>1</u>	<u>0</u>	<u>1</u>	<u>0</u>	<u>0</u>	<u>0</u>	<u>1</u>
Total	14,656	82	14,738	702	12	<u>714</u>	<u>15,452</u>
			<u>Grand Total</u>				<u>15,452</u>

\*\* Includes 165 German Seamen  
 \* Includes 10 German Seamen  
 \*\* Includes 1,210 Italian Seamen

ARRESTS BY FIELD OFFICES

December 7, 1941 to September 7, 1943

	<u>ARRESTS OF ALL ALLIES PERMITTED</u>			<u>ARRESTS OF ALL CITIZENS OF THE UNITED STATES</u>			Grand Total
	Previous	Additional	Total	Previous	Additional	Total	
<u>ARMY</u>							
Germans	72	1	73	None			73
Japanese	3	0	3	None			3
Italians	41	0	41	None			41
<b>Total</b>	<b>116</b>	<b>1</b>	<b>117</b>	<b>None</b>			<b>117</b>
<u>ATLANTA</u>							
Germans	42	0	42	None			42
Japanese	3	0	3	None			3
Italians	32	0	32	None			32
Rumanians	1	0	1	None			1
<b>Total</b>	<b>78</b>	<b>0</b>	<b>78</b>	<b>None</b>			<b>78</b>
<u>BALTIMORE</u>							
Germans	50	0	50	2	0	2	52
Japanese	1	0	1	None			1
Italians	41	0	41	1	0	1	42
Hungarians	1	0	1	None			1
<b>Total</b>	<b>93</b>	<b>0</b>	<b>93</b>	<b>3</b>	<b>0</b>	<b>3</b>	<b>96</b>
<u>BIRMINGHAM</u>							
Germans	29	0	29	None			29
Japanese	3	0	3	None			3
Italians	22	0	22	None			22
<b>Total</b>	<b>54</b>	<b>0</b>	<b>54</b>	<b>None</b>			<b>54</b>
<u>BOSTON</u>							
Germans	52	0	52	None			52
Japanese	10	0	10	None			10
Italians	24	0	24	None			24
<b>Total</b>	<b>86</b>	<b>0</b>	<b>86</b>	<b>None</b>			<b>86</b>

320

December 7, 1941 to September 7, 1943

- 2 -

BOSTON

German	45	0	45	None			45
Japanese	5	0	5	None			5
Italians	19	1	20	None			20
Total	69	1	70	None			70

BUFFALO

German	27	1	28	None			28
Japanese	13	0	13	None			13
Italians	12	0	12	None			12
Total	57	1	58	None			58

CHARLOTTE

German	27	0	27	None			27
Japanese	None			None			
Italians	18	0	18	None			18
Total	45	0	45	None			45

CHICAGO

German	262	4	266	2	0	2	268
Japanese	9	1	10	1	0	1	11
Italians	7	0	7	None			7
Total	278	5	283	3	0	3	286

CINCINNATI

German	64	0	64	None			64
Japanese	1	0	1	None			1
Italians	25	0	25	None			25
Total	90	0	90	None			90

CLEVELAND

German	67	1	68	None			68
Japanese	5	0	5	None			5
Italians	47	0	47	2	0	2	49
Rumanians	2	0	2	None			2
Hungarians	3	0	3	None			3
Total	124	1	125	2	0	2	127

321



December 7, 1941 to September 7, 1943

- 3 -

PALESTINE

German	54	0	54	1	0	1	55
Japanese	13	0	13	3	0	3	16
Italians	33	0	35	None			38
Total	100	0	100	4	0	4	109

LIBYA

German	14	0	14	None			14
Japanese	14	0	14	None			14
Italians	1	0	1	None			1
Total	29	0	29	None			29

DESERT

German	17	0	17	None			17
Japanese	1	0	1	None			1
Italians	1	0	1	None			1
Total	19	0	19	None			19

DETRIT

German	67	1	68	2	0	2	70
Japanese	None						
Italians	5	0	5	1	0	1	6
Rumanians	2	0	2	None			2
Bulgarians	1	0	1	None			1
Total	75	1	76	3	0	3	79

EL PASO

German	25	0	25	1	0	1	26
Japanese	33	0	33	None			33
Italians	17	0	17	4	0	4	21
Total	75	0	75	5	0	5	80

GERMANY

German	13	0	13	1	0	1	14
Japanese	None						
Italians	None						
Total	13	0	13	1	0	1	14

322

December 7, 1941 to September 7, 1943

- 4 -

LEWISVILLE

Germans	73	0	73	45	0	45	118
Japanese	824	12	836	496	8	504	1,310
Italians	14	0	14	3	0	3	17
Total	911	12	923	544	8	552	1,475

HAMILTON

Germans	174	1	175	None			175
Japanese	62	0	62	None			62
Italians	63	0	63	1	0	1	64
Total	299	1	300	1	0	1	301

HENNINGTON

Germans	11	1	12	None			12
Japanese	3	0	3	None			3
Italians	4	0	4	2	0	2	6
Total	18	1	19	2	0	2	21

INDIANAPOLIS

Germans	27	0	27	None			27
Japanese	None						
Italians	5	0	5	None			5
Total	32	0	32	None			32

JACKSON

Germans	7	0	7	None			7
Japanese	None						
Italians	1	0	1	None			1
Total	8	0	8	None			8

JERMAN

Germans	2	0	2	None			2
Japanese	9	0	9	None			9
Italians	None						
Total	11	0	11	None			11

323

December 7, 1941 to September 7, 1943

- 5 -

KANSAS CITY

Germans	34	1	35	None	35
Japanese	1	0	1	None	1
Italians	6	0	6	None	6
<b>Total</b>	<b>41</b>	<b>1</b>	<b>42</b>	<b>None</b>	<b>42</b>

KNOXVILLE

Germans	1	0	1	None	1
Japanese	None				
Italians	None				
<b>Total</b>	<b>1</b>	<b>0</b>	<b>1</b>	<b>None</b>	<b>1</b>

LITTLE ROCK

Germans	6	0	6	None	6
Japanese	1	0	1	None	1
Italians	1	1	2	None	2
<b>Total</b>	<b>8</b>	<b>1</b>	<b>9</b>	<b>None</b>	<b>9</b>

LOS ANGELES

Germans	182	0	182	16	0	16	198
Japanese	2,029	0	2,029	14	0	14	2,043
Italians	141	0	141	1	0	1	142
<b>Total</b>	<b>2,352</b>	<b>0</b>	<b>2,352</b>	<b>31</b>	<b>0</b>	<b>31</b>	<b>2,383</b>

LOUISVILLE

Germans	17	0	17	1	0	1	18
Japanese	1	0	1	None			1
Italians	None						
<b>Total</b>	<b>18</b>	<b>0</b>	<b>18</b>	<b>1</b>	<b>0</b>	<b>1</b>	<b>19</b>

MEMPHIS

Germans	8	0	8	None			8
Japanese	None						
Italians	1	0	1	None			1
<b>Total</b>	<b>9</b>	<b>0</b>	<b>9</b>	<b>None</b>			<b>9</b>

324

December 7, 1941 to September 7, 1943

- 6 -

MIAMI

Germans	157	0	157	2	0	2	161
Japanese	22	0	23	None			23
Italians	212	0	212	None			212
<b>Total</b>	<b>391</b>	<b>0</b>	<b>392</b>	<b>2</b>	<b>0</b>	<b>2</b>	<b>406</b>

MILWAUKEE

Germans	104	1	103	1	0	1	104
Japanese	None						
Italians	1	0	1	None			1
<b>Total</b>	<b>105</b>	<b>1</b>	<b>104</b>	<b>1</b>	<b>0</b>	<b>1</b>	<b>105</b>

MINNEAPOLIS

Germans	656	4	660	2	0	2	668
Japanese	47	0	47	1	0	1	48
Italians	30	0	30	None			30
Russians	1	0	1	None			1
<b>Total</b>	<b>734</b>	<b>4</b>	<b>738</b>	<b>4</b>	<b>0</b>	<b>4</b>	<b>747</b>

MINNEAPOLIS

Germans	63	0	63	None			63
Japanese	31	0	31	None			31
Italians	30	0	30	None			30
<b>Total</b>	<b>144</b>	<b>0</b>	<b>144</b>	<b>None</b>			<b>144</b>

MINNEAPOLIS

Germans	46	0	43	None			46
Japanese	9	0	9	None			9
Italians	233	0	233	None			233
<b>Total</b>	<b>288</b>	<b>0</b>	<b>285</b>	<b>None</b>			<b>288</b>

MINNEAPOLIS

Germans	1,076	35	1,011	6	0	6	1,017
Japanese	330	0	360	6	0	6	366
Italians	601	0	601	5	0	5	606
Russians	2	0	3	None			3
Hungarians	5	0	5	None			5
<b>Total</b>	<b>2,014</b>	<b>35</b>	<b>2,700</b>	<b>17</b>	<b>0</b>	<b>17</b>	<b>2,718</b>

359

December 7, 1941 to September 7, 1943

- 7 -

BOSTON

German	13	0	13	None			13
Japanese	31	0	31	None			31
Italians	12	0	12	None			12
<b>Total</b>	<b>56</b>	<b>0</b>	<b>56</b>	<b>None</b>			<b>56</b>

CELESTONA CITY

German	10	0	10	None			10
Japanese	None						
Italians	1	0	1	None			1
<b>Total</b>	<b>11</b>	<b>0</b>	<b>11</b>	<b>None</b>			<b>11</b>

OWASA

German	2	0	2	1	0	1	3
Japanese	3	0	3	None			3
Italians	1	0	1	None			1
<b>Total</b>	<b>6</b>	<b>0</b>	<b>6</b>	<b>1</b>	<b>0</b>	<b>1</b>	<b>7</b>

PHILADELPHIA

German	275	0	275	10	0	10	285
Japanese	30	0	30	1	0	1	31
Italians	60	0	60	None			60
Rumanians	1	0	1	None			1
Hungarians	1	0	1	None			1
<b>Total</b>	<b>367</b>	<b>0</b>	<b>367</b>	<b>11</b>	<b>0</b>	<b>11</b>	<b>399</b>

PROBETIX

German	39	0	39	1	0	1	40
Japanese	70	0	70	3	0	3	73
Italians	31	0	31	None			31
<b>Total</b>	<b>140</b>	<b>0</b>	<b>140</b>	<b>4</b>	<b>0</b>	<b>4</b>	<b>144</b>

FITTSBURGH

German	77	0	77	7	0	7	84
Japanese	None						
Italians	33	0	33	1	0	1	34
<b>Total</b>	<b>110</b>	<b>0</b>	<b>110</b>	<b>8</b>	<b>0</b>	<b>8</b>	<b>118</b>

326

December 7, 1941 to September 7, 1945

- 8 -

PORTLAND

Germans	150	0	150	1	0	1	151
Japanese	103	0	103	1	0	1	104
Italians	33	0	33	None			33
Rumanians	1	0	1	None			1
<b>Total</b>	<b>287</b>	<b>0</b>	<b>267</b>	<b>2</b>	<b>0</b>	<b>2</b>	<b>269</b>

PROVIDENCE

Germans	8	0	8	None			8
Japanese	1	0	1	None			1
Italians	2	0	2	None			2
<b>Total</b>	<b>11</b>	<b>0</b>	<b>11</b>	<b>None</b>			<b>11</b>

RICHMOND

Germans	29	0	29	None			29
Japanese	None						
Italians	26	0	26	None			26
<b>Total</b>	<b>55</b>	<b>0</b>	<b>55</b>	<b>None</b>			<b>55</b>

ST. LOUIS

Germans	43	0	43	4	0	4	47
Japanese	1	0	1	None			1
Italians	10	0	10	None			10
<b>Total</b>	<b>54</b>	<b>0</b>	<b>54</b>	<b>4</b>	<b>0</b>	<b>4</b>	<b>58</b>

ST. PAUL

Germans	21	0	21	None			21
Japanese	2	0	2	None			2
Italians	None						
<b>Total</b>	<b>23</b>	<b>0</b>	<b>23</b>	<b>None</b>			<b>23</b>

SALT LAKE CITY

Germans	35	0	35	None			35
Japanese	167	0	167	10	0	10	167
Italians	16	0	16	2	0	2	18
<b>Total</b>	<b>208</b>	<b>0</b>	<b>208</b>	<b>12</b>	<b>0</b>	<b>12</b>	<b>220</b>

3279

December 7, 1941 to September 7, 1945

- 9 -

SAN ANTONIO

Germans	34	0	34	2	0	2	36
Japanese	9	0	9	None			9
Italians	17	0	17	None			17
Total	60	0	60	2	0	2	62

SAN DIEGO

Germans	37	0	37	None			37
Japanese	270	0	270	2	0	2	272
Italians	8	0	8	None			8
Total	315	0	315	2	0	2	315

SAN FRANCISCO

Germans	319	0	319	6	0	6	325
Japanese	626	1	627	13	0	13	640
Italians	452	2	454	5	0	5	459
Total	1,397	3	1,400	24	0	24	1,424

SAN JUAN

Germans	21	0	21	1	0	1	22
Japanese	1	0	1	None			1
Italians	5	0	5	2	0	2	7
Total	27	0	27	3	0	3	32

SAVANNAH

Germans	62	0	62	None			62
Japanese	6	0	6	None			6
Italians	33	0	33	None			33
Total	101	0	101	None			101

SEATTLE

Germans	112	0	112	2	0	2	114
Japanese	413	0	413	7	0	7	420
Italians	32	1	33	None			33
Total	557	1	558	9	0	9	567

328

December 7, 1941 to September 7, 1945

- 10 -

SIoux FALLS

Germans	12	0	12	None	12
Japanese	1	0	1	None	1
Italians	None				
<b>Total</b>	<b>13</b>	<b>0</b>	<b>13</b>	<b>None</b>	<b>13</b>

SPRINGFIELD

Germans	10	0	10	None	10
Japanese	2	0	2	None	2
Italians	4	0	4	None	4
<b>Total</b>	<b>16</b>	<b>0</b>	<b>16</b>	<b>None</b>	<b>16</b>

WASHINGTON FIELD

Germans	12	0	12	None	12
Japanese	9	0	9	None	9
Italians	5	0	5	None	5
Hungarians	1	0	1	None	1
<b>Total</b>	<b>27</b>	<b>0</b>	<b>27</b>	<b>None</b>	<b>27</b>

Apprehensions of Seamen

BALTIMORE (Fort Howard)

Germans	1	0	1	None
---------	---	---	---	------

BUTTE (Fort Missoula)

Italians	1,210	0	1,210	None
----------	-------	---	-------	------

SIoux FALLS (Fort Lincoln)

Germans	164	10	174	None
---------	-----	----	-----	------

329



JOHN EDGAR HOOVER  
DIRECTOR

CC-287



HWS:zmm

Federal Bureau of Investigation  
United States Department of Justice  
Washington, D. C.

September 7, 1943

- Mr. Tolson \_\_\_\_\_
- Mr. E. A. Tamm \_\_\_\_\_
- Mr. Clegg \_\_\_\_\_
- Mr. Glavin \_\_\_\_\_
- Mr. Ladd \_\_\_\_\_
- Mr. Nichols \_\_\_\_\_
- Mr. Rosen \_\_\_\_\_
- Mr. Tracy \_\_\_\_\_
- Mr. Carson \_\_\_\_\_
- Mr. Coffey \_\_\_\_\_
- Mr. Hendon \_\_\_\_\_
- Mr. Kramer \_\_\_\_\_
- Mr. McGuire \_\_\_\_\_
- Mr. Harbo \_\_\_\_\_
- Mr. Quinn Tamm \_\_\_\_\_
- Tele. Room \_\_\_\_\_
- Mr. Nease \_\_\_\_\_
- Miss Beahm \_\_\_\_\_
- Miss Gandy \_\_\_\_\_

MEMORANDUM FOR THE DIRECTOR

RE: DISPOSITION OF ALIEN ENEMY CASES

With reference to my previous memoranda regarding the dispositions made of cases of alien enemies apprehended under the Presidential Proclamations of December 7 and 8, 1941, relating to aliens of German, Japanese, and Italian nationalities, and under the Presidential Proclamation of July 17, 1942, pertaining to aliens of Rumanian, Hungarian, and Bulgarian nationalities, there is attached hereto a supplemental summary report reflecting the number of dispositions received as of September 7, 1943, for aliens of these nationalities.

Respectfully,

*[Signature]*  
D. M. Ladd

RECORDED

100-2-3951  
SEP 10 1943

EK-48

*Wrote individual  
Detention  
file*

*1945  
116*

Attachment



COMMUNICATIONS SECTION  
R477 AUG 12 1943

56 SEP 10 1943

330

DISPOSITION OF GERMAN, JAPANESE, AND ITALIAN ALLEN BRENT CASES AS OF SEPTEMBER 7, 1942

	GERMANS		JAPANESE		ITALIANS		TOTALS	
	Number	Per Cent	Number	Per Cent	Number	Per Cent	Number	Per Cent
Aliens apprehended	5,918		5,294		3,503		14,715	
*Less seamen apprehended	<u>175</u>				<u>1,210</u>		<u>1,385</u>	
	5,743				2,293		13,330	

Released without hearing. 1,265 22.03 221 4.17 1,421 61.97 2,907 21.81

Dispositions ordered by the Attorney General:

Internment	1,900	33.08	1,991	37.61	169	7.37	4,060	30.46
Parole	1,633	28.44	1,687	31.87	381	16.62	3,701	27.77
Release	611	10.64	425	8.03	276	12.04	1,312	9.84

Dispositions ordered by the Military Authorities in Hawaii and Alaska:

Internment	17	.30	678	12.81	0		695	5.21
Parole	31	.54	70	1.32	6	.26	107	.80
Release	11	.19	13	.24	3	.13	27	.20
Deceased	15	.26	18	.34	6	.26	39	.29
Repatriated	2	.03	31	.59	9	.39	42	.32
Dispositions awaited	258	4.49	160	3.02	22	.96	440	3.30
Totals	5,743		5,294		2,293		13,330	

\*Dispositions of seamen apprehended before December 7, 1941

Internment	54	30.86			981	81.07	1,035	74.73
Parole	119	68.00			228	18.84	347	25.05
Release	<u>2</u>	<u>1.14</u>			<u>1</u>	<u>.09</u>	<u>3</u>	<u>.22</u>
Totals	175				1,210		1,385	

ENCLOSURE

RECORDED  
INDEXED

33

DISPOSITION OF HUNGARIAN, BULGARIAN, AND ROMANIAN ALIEN ENTRY CASES OF SEPTEMBER 7, 1943

332

	HUNGARIANS		BULGARIANS		ROMANIANS		TOTALS	
	Number	Per Cent	Number	Per Cent	Number	Per Cent	Number	Per Cent
Aliens apprehended	11		1		11		23	
Released without hearing	2	18.18	0		1	9.09	3	13.04

Dispositions ordered by the Attorney General:

Detainment	1	9.09	1	100.00	2	18.18	4	17.39
Parole	3	27.27	0		2	18.18	5	21.74
Release	3	27.27	0		3	27.27	6	26.08

Dispositions ordered by the Military Authorities in Hawaii and Alaska:

Detainment	0		0		0		0	
Parole	0		0		0		0	
Release	0		0		0		0	
Deceased	0		0		0		0	
Repatriated	0		0		0		0	
Dispositions awaited	2	18.18	0		3	27.27	5	21.74
<b>Totals</b>	<b>11</b>		<b>1</b>		<b>11</b>		<b>23</b>	

HAS:smm

September 8, 1943

PERSONAL AND [REDACTED]  
VIA DIPLOMATIC AIR COURIER POUCH

[REDACTED]  
Legal Attache  
The American Embassy  
London, England

*Arrests Custodial  
Detention [unclear]*

Re: DISPOSITION OF ALIEN ENEMY CASES

Mr. Tolson \_\_\_\_\_

Mr. E. A. Tamm \_\_\_\_\_

Mr. Clegg \_\_\_\_\_

Mr. Coffey \_\_\_\_\_

Mr. Glavin \_\_\_\_\_

Mr. Ladd \_\_\_\_\_

Mr. Nichols \_\_\_\_\_

Mr. Rosen \_\_\_\_\_

Mr. Tracy \_\_\_\_\_

Mr. Acers \_\_\_\_\_

Mr. Carson \_\_\_\_\_

Mr. Harbo \_\_\_\_\_

Mr. Hendon \_\_\_\_\_

Mr. Mumford \_\_\_\_\_

Mr. Starke \_\_\_\_\_

Mr. Quinn \_\_\_\_\_

Mr. Nease \_\_\_\_\_

Miss Gandy \_\_\_\_\_

As of possible interest to you, there are being transmitted three copies of a summary report dated September 7, 1943, reflecting the dispositions which have been received in the cases of alien enemies who have been apprehended by the Bureau under the Alien Enemy Control Program.

Very truly yours,

100-2-3452  
John E. Hoover  
FEDERAL BUREAU OF INVESTIGATION  
Director  
SEP 10 1943  
U. S. DEPARTMENT OF JUSTICE

RECORDED

COMMUNICATIONS SECTION  
MAILED 7  
\* Enclosure 1943 2.21.  
to Mr. Burton  
U. S. DEPARTMENT OF JUSTICE

333

HWS:amm

September 8, 1943

PERSONAL AND [REDACTED]  
VIA DIPLOMATIC AIR MAIL ENVELOPE

Legal Attache  
The American Embassy  
London, England

*Arrests Custodial  
Detention Center*  
Re: APPREHENSIONS OF ALIEN ENEMIES

- Mr. Tolson \_\_\_\_\_
- Mr. E. A. Tamm \_\_\_\_\_
- Mr. Clegg \_\_\_\_\_
- Mr. Coffey \_\_\_\_\_
- Mr. Glavin \_\_\_\_\_
- Mr. Ladd \_\_\_\_\_
- Mr. Nichols \_\_\_\_\_
- Mr. Rosen \_\_\_\_\_
- Mr. Tracy \_\_\_\_\_
- Mr. Acers \_\_\_\_\_
- Mr. Carson \_\_\_\_\_

As of possible interest to you, there are being transmitted three copies of a summary report dated September 7, 1943, reflecting the apprehensions of enemy aliens by the Bureau under the Alien Enemy Control Program.

Very truly yours,

RECORDED

104-2-3958

John Edgar Hoover  
DIRECTOR

FEDERAL BUREAU OF INVESTIGATION  
SEP 10 1943  
U. S. DEPARTMENT OF JUSTICE

Mr. Harbo \_\_\_\_\_

Mr. Hendon \_\_\_\_\_

Mr. Mufson \_\_\_\_\_

Mr. Starke \_\_\_\_\_

Mr. Quinn Tamm \_\_\_\_\_

Mr. Nease \_\_\_\_\_ cc Mr. Burton

Miss Gandy \_\_\_\_\_

ENCLOSURE

SEP 11 1943 P.M.

11 SEP 11 1943

334

JOHN EDGAR HOOVER  
DIRECTOR



HVS:em  
5:30 p.m.

Federal Bureau of Investigation  
United States Department of Justice  
Washington, D. C.

September 7, 1943

Mr. Tolson	_____
Mr. E. A. Tamm	_____
Mr. Clegg	_____
Mr. Glavin	_____
Mr. Ladd	_____
Mr. Nichols	_____
Mr. Rosen	_____
Mr. Tracy	_____
Mr. Carson	_____
Mr. Coffey	_____
Mr. Hendon	_____
Mr. Holloman	_____
Mr. McGuire	_____
Mr. Quinn Tamm	_____
Tele. Room	_____
Mr. Nease	_____
Miss Gandy	_____

MEMORANDUM FOR THE DIRECTOR

RE: APPREHENSIONS OF ENEMY ALIENS

With reference to my previous memoranda reflecting the apprehension of enemy aliens and American citizens with enemy sympathies, there is attached hereto a supplemental summary report reflecting the results of information received from the Field.

Respectfully,

*D. M. Ladd*  
D. M. Ladd

*Cal*

*Controlled by...*

*1. File - (39) 10*

Enclosure

FOR DEFENSE



BUY  
UNITED STATES  
SAVINGS  
BONDS  
AND STAMPS

53 SEP 20 1943

RECORDED  
&  
INDEXED

RECORDED  
R475 AUG 12 1943 70

*100-3952*  
*335*

APPREHENSIONS

December 7, 1941 to September 7, 1943

	<u>Arrests of All Aliens Reported</u>			<u>Arrests of All Citizens Reported</u>			<u>Grand Total</u>
	<u>Previous</u>	<u>Additional</u>	<u>Total</u>	<u>Previous</u>	<u>Additional</u>	<u>Total</u>	
German s	** 5,857	* 61	5,918	116	0	116	6,034
Japanese	5,280	14	5,294	560	8	568	5,862
Italians	** 3,496	7	3,503	26	4	30	3,533
Rumanians	11	0	11	0	0	0	11
Hungarians	11	0	11	0	0	0	11
Bulgarians	<u>1</u>	<u>0</u>	<u>1</u>	<u>0</u>	<u>0</u>	<u>0</u>	<u>1</u>
Total	14,656	82	14,738	702	12	<u>714</u>	<u>15,452</u>
			Grand Total				<u>15,452</u>

\*\* Includes 165 German Seamen  
 \* Includes 10 German Seamen  
 \*\* Includes 1,210 Italian Seamen

COPIED  
 R472 AUG 2 1962

100-2-3954

ENCLOSURE

336

APPREHENSIONS BY FIELD OFFICES

December 7, 1941 to September 7, 1943

	<u>ARRESTS OF ALL ALIENS REPORTED</u>			<u>ARRESTS OF ALL CITIZENS REPORTED</u>			Grand Total
	Previous	Additional	Total	Previous	Additional	Total	
<u>ALBANY</u>							73
Germans	72	1	73	None			3
Japanese	3	0	3	None			41
Italians	41	0	41	None			
Total	116	1	117	None			117
<u>ATLANTA</u>							42
Germans	42	0	42	None			3
Japanese	3	0	3	None			32
Italians	32	0	32	None			1
Rumanians	1	0	1	None			
Total	78	0	78	None			78
<u>BALTIMORE</u>							52
Germans	50	0	50	2	0	2	1
Japanese	1	0	1	None			42
Italians	41	0	41	1	0	1	1
Hungarians	1	0	1	None			
Total	93	0	93	3	0	3	96
<u>BIRMINGHAM</u>							29
Germans	29	0	29	None			3
Japanese	3	0	3	None			22
Italians	22	0	22	None			
Total	54	0	54	None			54
<u>BOSTON</u>							52
Germans	52	0	52	None			10
Japanese	10	0	10	None			24
Italians	24	0	24	None			
Total	86	0	86	None			86



December 7, 1941 to September 7, 1943

- 2 -

BUFFALO

Germans	45	0	45	None			45
Japanese	5	0	5	None			5
Italians	19	1	20	None			20
Total	69	1	70	None			70

BUTTE

Germans	27	1	28	None			28
Japanese	18	0	18	None			18
Italians	12	0	12	None			12
Total	57	1	58	None			58

CHARLOTTE

Germans	27	0	27	None			27
Japanese	None			None			
Italians	18	0	18	None			18
Total	45	0	45	None			45

CHICAGO

Germans	262	4	266	2	0	2	268
Japanese	9	1	10	1	0	1	11
Italians	7	0	7	None			7
Total	278	5	283	3	0	3	286

CINCINNATI

Germans	64	0	64	None			64
Japanese	1	0	1	None			1
Italians	25	0	25	None			25
Total	90	0	90	None			90

CLEVELAND

Germans	67	1	68	None			68
Japanese	5	0	5	None			5
Italians	47	0	47	2	0	2	49
Rumanians	2	0	2	None			2
Hungarians	3	0	3	None			3
Total	124	1	125	2	0	2	127

338

December 7, 1941 to September 7, 1943

- 3 -

DALLAS

Germans	54	0	54	1	0	1	55
Japanese	13	0	13	3	0	3	16
Italians	33	0	33	None			33
Total	100	0	100	4	0	4	104

DENVER

Germans	14	0	14	None			14
Japanese	14	0	14	None			14
Italians	1	0	1	None			1
Total	29	0	29	None			29

DES MOINES

Germans	17	0	17	None			17
Japanese	1	0	1	None			1
Italians	1	0	1	None			1
Total	19	0	19	None			19

DETROIT

Germans	67	1	68	2	0	2	70
Japanese	None						
Italians	5	0	5	1	0	1	6
Rumanians	2	0	2	None			2
Bulgarians	1	0	1	None			1
Total	75	1	76	3	0	3	79

EL PASO

Germans	25	0	25	1	0	1	26
Japanese	33	0	33	None			33
Italians	17	0	17	4	0	4	21
Total	75	0	75	5	0	5	80

GRAND RAPIDS

Germans	13	0	13	1	0	1	14
Japanese	None						
Italians	None						
Total	13	0	13	1	0	1	14

339

December 7, 1941 to September 7, 1943

- 4 -

HONOLULU

Germans	73	0	73	45	0	45	118
Japanese	824	12	836	496	8	504	1,340
Italians	14	0	14	3	0	3	17
<b>Total</b>	<b>911</b>	<b>12</b>	<b>923</b>	<b>544</b>	<b>8</b>	<b>552</b>	<b>1,475</b>

HOUSTON

Germans	174	1	175	None			175
Japanese	62	0	62	None			62
Italians	63	0	63	1	0	1	64
<b>Total</b>	<b>299</b>	<b>1</b>	<b>300</b>	<b>1</b>	<b>0</b>	<b>1</b>	<b>301</b>

HUNTINGTON

Germans	11	1	12	None			12
Japanese	3	0	3	None			3
Italians	4	0	4	2	0	2	6
<b>Total</b>	<b>18</b>	<b>1</b>	<b>19</b>	<b>2</b>	<b>0</b>	<b>2</b>	<b>21</b>

INDIANAPOLIS

Germans	27	0	27	None			27
Japanese	None						
Italians	5	0	5	None			5
<b>Total</b>	<b>32</b>	<b>0</b>	<b>32</b>	<b>None</b>			<b>32</b>

JACKSON

Germans	7	0	7	None			7
Japanese	None						
Italians	1	0	1	None			1
<b>Total</b>	<b>8</b>	<b>0</b>	<b>8</b>	<b>None</b>			<b>8</b>

JUNEAU

Germans	2	0	2	None			2
Japanese	9	0	9	None			9
Italians	None						
<b>Total</b>	<b>11</b>	<b>0</b>	<b>11</b>	<b>None</b>			<b>11</b>

340

December 7, 1941 to September 7, 1943

- 5 -

KANSAS CITY

Germans	34	1	35	None	35
Japanese	1	0	1	None	1
Italians	6	0	6	None	6
Total	41	1	42	None	42

KNOXVILLE

Germans	1	0	1	None	1
Japanese	None				
Italians	None				
Total	1	0	1	None	1

LITTLE ROCK

Germans	6	0	6	None	6
Japanese	1	0	1	None	1
Italians	1	1	2	None	2
Total	8	1	9	None	9

LOS ANGELES

Germans	182	0	182	16	0	16	198
Japanese	2,029	0	2,029	14	0	14	2,043
Italians	141	0	141	1	0	1	142
Total	2,352	0	2,352	31	0	31	2,383

LOUISVILLE

Germans	17	0	17	1	0	1	18
Japanese	1	0	1	None			1
Italians	None						
Total	18	0	18	1	0	1	19

MEMPHIS

Germans	8	0	8	None			8
Japanese	None						
Italians	1	0	1	None			1
Total	9	0	9	None			9

341

December 7, 1941 to September 7, 1943

- 6 -

MIAMI

Germans	157	0	157	2	0	2	159
Japanese	29	0	29	None			29
Italians	212	0	212	None			212
Total	398	0	398	2	0	2	400

MILWAUKEE

Germans	104	1	105	1	0	1	106
Japanese	None						
Italians	1	0	1	None			1
Total	105	1	106	1	0	1	107

NEWARK

Germans	656	4	660	3	0	3	663
Japanese	47	0	47	1	0	1	48
Italians	30	0	30	None			30
Rumanians	1	0	1	None			1
Total	734	4	738	4	0	4	742

NEW HAVEN

Germans	83	0	83	None			83
Japanese	31	0	31	None			31
Italians	30	0	30	None			30
Total	144	0	144	None			144

NEW ORLEANS

Germans	46	0	46	None			46
Japanese	9	0	9	None			9
Italians	233	0	233	None			233
Total	288	0	288	None			288

NEW YORK

Germans	1,876	35	1,911	4	0	4	1,915
Japanese	380	0	380	8	0	8	388
Italians	401	0	401	5	0	5	406
Rumanians	3	0	3	None			3
Hungarians	5	0	5	None			5
Total	2,665	35	2,700	17	0	17	2,717

December 7, 1941 to September 7, 1943

- 7 -

NORFOLK

Germans	13	0	13	None			13
Japanese	31	0	31	None			31
Italians	12	0	12	None			12
Total	56	0	56	None			56

OKLAHOMA CITY

Germans	10	0	10	None			10
Japanese	None						
Italians	1	0	1	None			1
Total	11	0	11	None			11

OMAHA

Germans	2	0	2	1	0	1	3
Japanese	3	0	3	None			3
Italians	1	0	1	None			1
Total	6	0	6	1	0	1	7

PHILADELPHIA

Germans	275	0	275	10	0	10	285
Japanese	30	0	30	1	0	1	31
Italians	80	0	80	None			80
Rumanians	1	0	1	None			1
Hungarians	1	0	1	None			1
Total	387	0	387	11	0	11	398

PHOENIX

Germans	39	0	39	1	0	1	40
Japanese	70	0	70	3	0	3	73
Italians	31	0	31	None			31
Total	140	0	140	4	0	4	144

PITTSBURGH

Germans	77	0	77	7	0	7	84
Japanese	None						
Italians	33	0	33	1	0	1	34
Total	110	0	110	8	0	8	118

33

December 7, 1941 to September 7, 1943

- 8 -

PORTLAND

Germans	130	0	130	1	0	1	131
Japanese	103	0	103	1	0	1	104
Italians	33	0	33	None			33
Rumanians	1	0	1	None			1
<b>Total</b>	<b>267</b>	<b>0</b>	<b>267</b>	<b>2</b>	<b>0</b>	<b>2</b>	<b>269</b>

PROVIDENCE

Germans	8	0	8	None			8
Japanese	1	0	1	None			1
Italians	2	0	2	None			2
<b>Total</b>	<b>11</b>	<b>0</b>	<b>11</b>	<b>None</b>			<b>11</b>

RICHMOND

Germans	29	0	29	None			29
Japanese	None						
Italians	26	0	26	None			26
<b>Total</b>	<b>55</b>	<b>0</b>	<b>55</b>	<b>None</b>			<b>55</b>

ST. LOUIS

Germans	43	0	43	4	0	4	47
Japanese	1	0	1	None			1
Italians	10	0	10	None			10
<b>Total</b>	<b>54</b>	<b>0</b>	<b>54</b>	<b>4</b>	<b>0</b>	<b>4</b>	<b>58</b>

ST. PAUL

Germans	21	0	21	None			21
Japanese	2	0	2	None			2
Italians	None						
<b>Total</b>	<b>23</b>	<b>0</b>	<b>23</b>	<b>None</b>			<b>23</b>

SALT LAKE CITY

Germans	35	0	35	None			35
Japanese	157	0	157	10	0	10	167
Italians	16	0	16	2	0	2	18
<b>Total</b>	<b>208</b>	<b>0</b>	<b>208</b>	<b>12</b>	<b>0</b>	<b>12</b>	<b>220</b>

374

December 7, 1941 to September 7, 1943

- 9 -

SAN ANTONIO

Germans	34	0	34	2	0	2	36
Japanese	9	0	9	None			9
Italians	17	0	17	None			17
<b>Total</b>	<b>60</b>	<b>0</b>	<b>60</b>	<b>2</b>	<b>0</b>	<b>2</b>	<b>62</b>

SAN DIEGO

Germans	37	0	37	None			37
Japanese	270	0	270	2	0	2	272
Italians	6	0	6	None			6
<b>Total</b>	<b>313</b>	<b>0</b>	<b>313</b>	<b>2</b>	<b>0</b>	<b>2</b>	<b>315</b>

SAN FRANCISCO

Germans	319	0	319	6	0	6	325
Japanese	626	1	627	13	0	13	640
Italians	452	2	454	5	0	5	459
<b>Total</b>	<b>1,397</b>	<b>3</b>	<b>1,400</b>	<b>24</b>	<b>0</b>	<b>24</b>	<b>1,424</b>

SAN JUAN

Germans	21	0	21	1	0	1	22
Japanese	1	0	1	None			1
Italians	5	0	5	2	0	2	7
<b>Total</b>	<b>29</b>	<b>0</b>	<b>29</b>	<b>3</b>	<b>0</b>	<b>3</b>	<b>32</b>

SAVANNAH

Germans	62	0	62	None			62
Japanese	6	0	6	None			6
Italians	33	0	33	None			33
<b>Total</b>	<b>101</b>	<b>0</b>	<b>101</b>	<b>None</b>			<b>101</b>

SEATTLE

Germans	112	0	112	2	0	2	114
Japanese	413	0	413	7	0	7	420
Italians	32	1	33	None			33
<b>Total</b>	<b>557</b>	<b>1</b>	<b>558</b>	<b>9</b>	<b>0</b>	<b>9</b>	<b>567</b>

5



December 7, 1941 to September 7, 1943

- 10 -

SIOUX FALLS

Germans	12	0	12	None	12
Japanese	1	0	1	None	1
Italians	None				
Total	13	0	13	None	13

SPRINGFIELD

Germans	10	0	10	None	10
Japanese	2	0	2	None	2
Italians	4	0	4	None	4
Total	16	0	16	None	16

WASHINGTON FIELD

Germans	12	0	12	None	12
Japanese	9	0	9	None	9
Italians	5	0	5	None	5
Hungarians	1	0	1	None	1
Total	27	0	27	None	27

Apprehensions of Seamen

BALTIMORE (Port Howard)

Germans	1	0	1	None
---------	---	---	---	------

BUTTE (Fort Missoula)

Italians	1,210	0	1,210	None
----------	-------	---	-------	------

SIOUX FALLS (Fort Lincoln)

Germans	164	10	174	None
---------	-----	----	-----	------

6

Mr. Tolson	✓
Mr. E. A. Tamm	✓
Mr. Clegg	✓
Mr. Coffey	_____
Mr. Glavin	_____
Mr. Ladd	_____
Mr. Nichols	_____
Mr. Rosen	_____
Mr. Tracy	_____
Mr. Carson	_____
Mr. Harbo	_____
Mr. Hendon	_____
Mr. McGuire	_____
Mr. Mumford	_____
Mr. Piper	_____
Mr. Quinn Tamm	_____
Tele. Room	_____
Mr. Nease	_____
Miss Beahm	_____
Miss Gandy	_____



Federal Bureau of Investigation  
United States Department of Justice

JCS:FC

Washington, D. C.

September 1, 1943

MEMORANDUM FOR THE DIRECTOR

RE: ALIEN ENTRY CONTROL

You may be interested in knowing that a digest of the dispositions received from the Department concerning alien enemies reveals a decided trend in releases and paroles. You will recall that the Department has established the policy of granting alien enemies rehearings and reviewing the files and changing the original disposition orders from internment to parole or release. The dispositions being received which change the original order of internment to parole or release affect in the most part the alien enemies who were apprehended in the early part of this program. Of the alien enemies who have been recently apprehended, the greater percentage are being ordered interned by the Attorney General.

The trend of dispositions is illustrated by the enclosed chart which analyzes the original dispositions received as to Germans, Italians and Japanese, and subsequent dispositions received changing the original disposition. Some of the highlights as to each nationality are as follows:

A comparison between the periods of July 1, 1942 to December 31, 1942, and January 1, 1943 to August 15, 1943, reflects that the percentage of original dispositions ordering the internment of German aliens has dropped from 51.62% during the former period to 45.97% for the past seven and a half months.

The subsequent orders, that is, those orders which have been issued by the Department as the result of their reviewing the files, indicate this trend even more clearly when out of 116 dispositions received during the latter half of 1942, 42 or 36.21% ordered internment, while from January 1, 1943 to August 15, 1943, only 77 or 22% of 350 dispositions ordered internment.

The decrease in percentage of original orders of internment for Japanese aliens between the latter two periods is slightly greater than in the case of Germans. The percentage dropped from 57.91% during the first period to 45.22% for the past seven and a half months.

The subsequent orders for Japanese indicate a decline from 19 or 28.72% of 49 orders during the second six months of 1942 to 57 or 18.39% for internment out of 310 subsequent disposition orders received from January 1, 1943 to August 15, 1943. An explanation for this small number of Japanese being restricted by internment may be found in the policy of the Department of paroling interned Japanese to Relocation Camps.

*Write - Individual Detention - special*





40 SEP 28 1943

While the percentage of dispositions ordering Italians interned during the past seven and a half months has increased slightly, from 23.93% to 29.85%, the latter percentage represents but 20 Italians, while the percentage for the preceding six months represents 94 Italians interned.

As had been anticipated, the subsequent dispositions of internment of Italians emanating from the Department has decreased from 18.75% during the latter half of 1942 to 6.38% for the period ending August 15, 1943. Both of these percentages represent but 9 subsequent dispositions.

On the basis of this trend, one may anticipate that a large percentage of aliens who were interned during 1942 will have been paroled or released by July 1, 1944.

Respectfully,

  
D. M. Ladd  


Attachment

ORIGINAL REPRODUCTION  
OFFICES FROM THE ATTORNEY GENERAL

ORIGINAL REPRODUCTION  
OFFICES FROM THE ATTORNEY GENERAL

Period	Total	GERMANS			Total Paroled & Released	Intern	Parole	Release	Total Paroled & Released	Intern	Parole	Release	Total Paroled & Released	Total
		Intern	Parole	Release										
12/7/41 to 1/31/42	1709	800	644	265	909	29	32	9	41	45.71%	12.86%	53.57%	70	
7/1/42 - 12/31/42	1424	735	544	145	689	42	48	26	74	36.21%	41.38%	22.41%	63.79%	116
1/1/43 - 8/15/43	1005	462	473	70	543	77	165	108	273	22.00%	47.14%	30.86%	78.00%	350
12/7/41 - 6/31/42	2342	1208	876	268	1134	16	9	1	10	61.54%	34.62%	3.84%	38.64%	26
7/1/42 - 12/31/42	1645	951	536	158	694	19	27	3	30	38.78%	55.10%	6.12%	61.22%	49
1/1/43 - 8/15/43	115	52	54	9	63	57	246	7	253	18.39%	79.35%	2.26%	81.61%	310
12/7/41 - 6/31/42	375	153	135	87	222	0	3	0	3	100%	100%	0	100%	3
7/1/42 - 12/31/42	392	94	194	104	298	9	26	13	39	18.75%	54.17%	27.08%	81.25%	48
1/1/43 - 8/15/43	67	20	39	8	47	9	68	64	132	6.38%	48.23%	45.39%	93.62%	141


RECORDED  
R-172 NOV 2 1962

ENCLOSURE

100-2-3955

349

Mr. Tolson	✓
Mr. E. A. Tamm	✓
Mr. Clegg	✓
Mr. Coffey	✓
Mr. Glavin	✓
Mr. Ladd	✓
Mr. Nichols	✓
Mr. Rosen	✓
Mr. Tracy	✓
Mr. Carson	✓
Mr. Harbo	✓
Mr. Hendon	✓
Mr. McGuire	✓
Mr. Mumford	✓
Mr. Pender	✓
Mr. Quinn Tamm	✓
Tele. Room	✓
Mr. Nease	✓
Miss Gandy	✓



Federal Bureau of Investigation  
United States Department of Justice  
Washington, D. C.

September 7, 1943

HHC:BG

MEMORANDUM FOR THE DIRECTOR

RE: MONTHLY REPORTS ON ALIENS

(a) The Chicago conference unanimously recommended that the monthly report required on the first Tuesday of each month showing the number of aliens arrested be eliminated.

At the Executives Conference Messrs. Glavin and Clegg recommended that this report be discontinued in view of the fact that the report is solely for Bureau purposes and is not forwarded to the Department or any other outside agency; the Department does not request it and it is an additional, unnecessary administrative report.

Messrs. Tracy, Quinn Tamm, Carson, Nichols, Acers, Hendon, Ladd, Mumford, Rosen, Coffey and Hince recommended that the monthly report be changed to a quarterly report in the future. They felt that the report was necessary to the Bureau for statistical and informative purposes but that quarterly would be satisfactory in the future.

(b) The Chicago conference recommended unanimously that there be eliminated the report which is submitted on the first of each month to the Bureau concerning alien enemy registrations and showing in detail:

1. The number of certificates of registration received according to nationality
2. The total number received since inception of this program
3. The number of registrations verified
4. The number remaining to be verified

It was pointed out at the Executives Conference that this entire program would be completed within three months of time. The Conference therefore, with the exception of Mr. Clegg, recommended that it be continued until completion.

Mr. Clegg felt that there is no more need for this report than there is for a separate report on all other classifications of cases and that it should be discontinued.

FOR DEFENSE

RECORDED



(c) The Chicago conference recommended that there be discontinued the requirement that there be sent in with the administrative report each month a separate letter showing the number of investigations concerning travel violations by aliens.

*Administrative Report on Alien Enemy Registrations*

350

The Executives Conference unanimously approved the discontinuance of this report or this portion of the monthly administrative report. This was also unanimously approved by the Chicago conference.

OK.  
H.  
Bullington

Respectfully,  
FOR THE CONFERENCE

*CT*  
Clyde Tolson  
Chairman

*WRG*  
W. R. Glavin  
Secretary

2. MONTHLY REPORTS ON ALIENS - NUMBER OF ALIENS ARRESTED. The monthly report showing the number of aliens arrested, which report was required on the first Tuesday of each month, should in the future be a quarterly report which is to be submitted on the first Tuesday of the months of January, April, July and October, and the report is to cover the statistics as to the number of aliens arrested during the preceding quarter.

*Director - ...  
... ..*

ORIGINAL FILED IN 66-25

*hl*

*100-3-V*  
NOT RECORDED  
82 OCT 2 1943

*186*  
*UJG 9*

352

4

HWS:em  
10/5/43

OCT - 9 1943

MEMORANDUM FOR THE ATTORNEY GENERAL

In connection with the apprehension of German, Japanese, Italian, Rumanian, Hungarian and Bulgarian individuals, there is attached hereto a summary report reflecting the number of apprehensions by Field Offices.

Respectfully,

J. Edgar Hoover

John Edgar Hoover  
Director

*0 Custodial Protection, Vinal*

- Mr. Tolson \_\_\_\_\_
- Mr. E. A. Tamm \_\_\_\_\_
- Mr. Clegg \_\_\_\_\_
- Mr. Coffey \_\_\_\_\_
- Mr. Glavin \_\_\_\_\_
- Mr. Ladd \_\_\_\_\_
- Mr. Nichols \_\_\_\_\_
- Mr. Rosen \_\_\_\_\_
- Mr. Tracy \_\_\_\_\_
- Mr. Carson \_\_\_\_\_
- Mr. Harbo \_\_\_\_\_
- Mr. Hendon \_\_\_\_\_
- Mr. McGuire \_\_\_\_\_
- Mr. Mumford \_\_\_\_\_
- Mr. Piper \_\_\_\_\_
- Mr. Quinn Tamm \_\_\_\_\_
- Mr. Nease \_\_\_\_\_
- Miss Gandy \_\_\_\_\_

Enclosure

SEARCHED O.  
SERIALIZED  
INDEXED  
FILED  
OCT 10 - 8 - 43  
FBI - WASH DC

OCT - 9 1943

OCT 7 6 52 PM '43  
RECEIVED-DIRECTOR  
F. B. I.  
DEPT. OF JUSTICE

RECORDED

100-2-  
OCT 8 1943



APPREHENSIONS

December 7, 1941 to October 5, 1943

	<u>Arrests of All Aliens Reported</u>		<u>Arrests of All Citizens Reported</u>		<u>Grand Total</u>
	<u>Previous</u>	<u>Additional</u>	<u>Previous</u>	<u>Additional</u>	
Germans	** 5,918	59	116	0	6,093
Japanese	5,294	9	568	1	5,872
Italians	** 3,503	00	30	0	3,533
Rumanians	11	0	0	0	11
Hungarians	11	1	0	0	12
Bulgarians	<u>1</u>	<u>0</u>	<u>0</u>	<u>0</u>	<u>1</u>
Total	14,738	69	714	1	15,522

\*\* Includes 173 German Seaman

\*\* Includes 1,210 Italian Seaman

ENCLOSURE

104-2-2931  
354

ARRESTS MADE BY FIELD OFFICES

December 7, 1941 to October 5, 1943

	<u>ARRESTS OF ALL ALIENS REPORTED</u>			<u>ARRESTS OF ALL CITIZENS REPORTED</u>			Grand Total
	Previous	Additional	Total	Previous	Additional	Total	
<u>ALBANY</u>							
Germans	73	0	73	None			73
Japanese	3	0	3	None			3
Italians	41	0	41	None			41
<b>Total</b>	<b>117</b>	<b>0</b>	<b>117</b>	<b>None</b>			<b>117</b>
<u>ATLANTA</u>							
Germans	42	0	42	None			42
Japanese	3	0	3	None			3
Italians	32	0	32	None			32
Rumanians	1	0	1	None			1
<b>Total</b>	<b>78</b>	<b>0</b>	<b>78</b>	<b>None</b>			<b>78</b>
<u>BALTIMORE</u>							
Germans	50	0	50	2	0	2	52
Japanese	1	0	1	None			1
Italians	41	0	41	1	0	1	42
Hungarians	1	0	1	None			1
<b>Total</b>	<b>93</b>	<b>0</b>	<b>93</b>	<b>3</b>	<b>0</b>	<b>3</b>	<b>96</b>
<u>BIRMINGHAM</u>							
Germans	29	0	29	None			29
Japanese	3	0	3	None			3
Italians	22	0	22	None			22
<b>Total</b>	<b>54</b>	<b>0</b>	<b>54</b>	<b>None</b>			<b>54</b>
<u>BOSTON</u>							
Germans	52	1	53	None			53
Japanese	10	0	10	None			10
Italians	24	0	24	None			24
<b>Total</b>	<b>86</b>	<b>1</b>	<b>87</b>	<b>None</b>			<b>87</b>

December 7, 1941 to October 5, 1943

- 2 -

PUFALO

Germans	45	0	45	None			45
Japanese	5	0	5	None			5
Italians	20	0	20	None			20
<b>Total</b>	<b>70</b>	<b>0</b>	<b>70</b>	<b>None</b>			<b>70</b>

BUFFE

Germans	28	1	29	None			29
Japanese	18	0	18	None			18
Italians	12	0	12	None			12
<b>Total</b>	<b>58</b>	<b>1</b>	<b>59</b>	<b>None</b>			<b>59</b>

CHARLOTTE

Germans	27	0	27	None			27
Japanese	None	0	None	None			None
Italians	18	0	18	None			18
<b>Total</b>	<b>45</b>	<b>0</b>	<b>45</b>	<b>None</b>			<b>45</b>

CHICAGO

Germans	266	6	272	2	0	2	274
Japanese	10	0	10	1	0	1	11
Italians	7	0	7	None			7
<b>Total</b>	<b>283</b>	<b>6</b>	<b>289</b>	<b>3</b>	<b>0</b>	<b>3</b>	<b>292</b>

CINCINNATI

Mr. Tolson	64	0	64	None			64
Mr. E. A. Tamm	1	0	1	None			1
Mr. Clegg	25	0	25	None			25
Mr. Coffey							
Mr. Glavin							
Mr. Ladd	90	0	90	None			90
Mr. Nichols							
Mr. Rosen							
Mr. Tracy							
<b>Total</b>	<b>180</b>	<b>0</b>	<b>180</b>	<b>None</b>			<b>180</b>

NEW HAVEN

Mr. Acers	68	0	68	None			68
Mr. Carson	5	0	5	None			5
Mr. Harbo	47	0	47	2	0	2	49
Mr. Hendon	2	0	2	None			2
Mr. Mumford	3	0	3	None			3
Mr. Starke							
Mr. Quinn	125	0	125	2	0	2	127
Mr. Nease							
Miss Gandy							

356

December 7, 1941 to October 5, 1943

- 3 -

DALLAS

German	54	0	54	1	0	1	55
Japanese	13	0	13	3	0	3	16
Italians	33	0	33	None			33
<b>Total</b>	<b>100</b>	<b>0</b>	<b>100</b>	<b>4</b>	<b>0</b>	<b>4</b>	<b>104</b>

DENVER

German	14	0	14	None			14
Japanese	14	0	14	None			14
Italians	1	0	1	None			1
<b>Total</b>	<b>29</b>	<b>0</b>	<b>29</b>	<b>None</b>			<b>29</b>

DES MOINES

German	17	0	17	None			17
Japanese	1	0	1	None			1
Italians	1	0	1	None			1
<b>Total</b>	<b>19</b>	<b>0</b>	<b>19</b>	<b>None</b>			<b>19</b>

DETROIT

German	68	2	70	2	0	2	72
Japanese	None						
Italians	5	0	5	1	0	1	6
Rumanians	2	0	2	None			2
Bulgarians	1	0	1	None			1

Mr. Tolson total 76 2 78 3 0 3 81

Mr. E. A. Tamm

Mr. Clegg

Mr. Coffey PASO

Mr. Glavin GERMANS 25 0 25 1 0 1 26

Mr. Ladd JAPANESE 33 0 33 None 0 0 33

Mr. Nichols ITALIANS 17 0 17 4 0 4 21

Mr. Rosen

Mr. Tracy total 75 0 75 5 0 5 80

Mr. Acers

Mr. Carson

Mr. Harbo GERMANS

Mr. Hendon GERMANS 13 0 13 1 0 1 14

Mr. Mumford JAPANESE None

Mr. Starke ITALIANS None

Mr. Quinn Tamm

Mr. Nease total 13 0 13 1 0 1 14

Miss Gandy

357

December 7, 1941 to October 5, 1943

- 4 -

HONOLULU

Germans	73	0	73	45	0	45	118
Japanese	836	3	839	504	1	505	1,344
Italians	14	0	14	3	0	3	17
<b>Total</b>	<b>923</b>	<b>3</b>	<b>926</b>	<b>552</b>	<b>1</b>	<b>553</b>	<b>1,479</b>

HOUSTON

Germans	175	0	175	None			175
Japanese	62	0	62	None			62
Italians	63	0	63	1	0	1	64
<b>Total</b>	<b>300</b>	<b>0</b>	<b>300</b>	<b>1</b>	<b>0</b>	<b>1</b>	<b>301</b>

HURTINGTON

Germans	12	0	12	None			12
Japanese	3	0	3	None			3
Italians	4	0	4	2	0	2	6
<b>Total</b>	<b>19</b>	<b>0</b>	<b>19</b>	<b>2</b>	<b>0</b>	<b>2</b>	<b>21</b>

INDIANAPOLIS

Germans	27	0	27	None			27
Japanese	None						
Italians	5	0	5	None			5
Hungarians	0	1	1				1
<b>Total</b>	<b>32</b>	<b>1</b>	<b>33</b>	<b>None</b>			<b>33</b>

Mr. Tolson							
Mr. E. A. Tamm							
Mr. Clegg							
Mr. Coffey	7	0	7	None			7
Mr. Glavin	None						
Mr. Ladd	1	0	1	None			1
Mr. Nichols	8	0	8	None			8
Mr. Rosen							
Mr. Tracy							
Mr. Egan							
Mr. Cavanaugh	2	0	2	None			2
Mr. Harbo	9	0	9	None			9
Mr. Hendon	None						
Mr. Mumford							
Mr. Starnes	11	0	11	None			11
Mr. Quinn Tamm							
Mr. Nease							
Miss Gandy							

358

December 7, 1941 to October 5, 1943

- 5 -

KANSAS CITY

German	34	0	34	None	34
Japanese	1	0	1	None	1
Italians	6	0	6	None	6
<b>Total</b>	<b>41</b>	<b>0</b>	<b>41</b>	<b>None</b>	<b>41</b>

KNOXVILLE

German	1	0	1	None	1
Japanese	None				
Italians	None				
<b>Total</b>	<b>1</b>	<b>0</b>	<b>1</b>	<b>None</b>	<b>1</b>

LITTLE ROCK

German	6	0	6	None	6
Japanese	1	0	1	None	1
Italians	2	0	2	None	2
<b>Total</b>	<b>9</b>	<b>0</b>	<b>9</b>	<b>None</b>	<b>9</b>

LOS ANGELES

German	182	0	182	16	0	16	198
Japanese	2,029	0	2,029	14	0	14	2,043
Italians	141	0	141	1	0	1	142
<b>Total</b>	<b>2,352</b>	<b>0</b>	<b>2,352</b>	<b>31</b>	<b>0</b>	<b>31</b>	<b>2,383</b>

Mr. Tolson							
Mr. E. A. Tamm							
Mr. Clegg	17	0	17	1	0	1	18
Mr. Coffey	1	0	1	None			1
Mr. Glavin	None						
Mr. Ladd							
Mr. Nichols	18	0	18	1	0	1	19
Mr. Rosen							
Mr. Tracy							
Mr. Acers							
Mr. Carson	8	0	8	None			8
Mr. Harbo	None						
Mr. Hendon	1	0	1	None			1
Mr. Mumford							
Mr. Starnes	9	0	9	None			9
Mr. Quinn Tamm							
Mr. Nease							
Miss Gandy							

359

December 7, 1941 to October 5, 1943

- 6 -

MIAMI

Germans	157	0	157	2	0	2	159
Japanese	29	0	29	None			29
Italians	212	0	212	None			212
<b>Total</b>	<b>398</b>	<b>0</b>	<b>398</b>	<b>2</b>	<b>0</b>	<b>2</b>	<b>400</b>

MIAMI BEACH

Germans	105	0	105	1	0	1	106
Japanese	None						
Italians	1	0	1	None			1
<b>Total</b>	<b>106</b>	<b>0</b>	<b>106</b>	<b>1</b>	<b>0</b>	<b>1</b>	<b>107</b>

NEWARK

Germans	660	2	662	3	0	3	665
Japanese	47	0	47	1	0	1	48
Italians	30	0	30	None			30
Rumanians	1	0	1	None			1
<b>Total</b>	<b>738</b>	<b>2</b>	<b>740</b>	<b>4</b>	<b>0</b>	<b>4</b>	<b>742</b>

NEW HAVEN

Germans	83	0	83	None			83
Japanese	31	1	32	None			32
Italians	30	0	30	None			30

Mr. Tolson                      144 1 145 None 145

Mr. E. A. Tamm                     

Mr. Clegg                     

Mr. Coffey                     

Mr. Glavin                      46 0 46 None 46

Mr. Ladd                      9 0 9 None 9

Mr. Nichols                      233 0 233 None 233

Mr. Rosen                     

Mr. Tracy                      238 0 238 None 238

Mr. Acers                     

Mr. Carson                     

Mr. Hendon                     

Mr. Mumford                      1,911 38 1,949 4 0 4 1,953

Mr. Stark                      380 1 381 8 0 8 389

Mr. Quinn                      401 0 401 5 0 5 406

Mr. Nease                      3 0 3 None 3

Miss Gandy                      5 0 5 None 5

                     **Total** 2,700 39 2,739 17 0 17 2,756

300

December 7, 1941 to October 5, 1943

- 7 -

BIRMINGHAM

Germans	13	0	13	None			13
Japanese	31	0	31	None			31
Italians	12	0	12	None			12
Total	56	0	56	None			56

OKLAHOMA CITY

Germans	10	0	10	None			10
Japanese	None						
Italians	1	0	1	None			1
Total	11	0	11	None			11

OKLAHOMA

Germans	2	0	2	1	0	1	3
Japanese	3	0	3	None			3
Italians	1	0	1	None			1
Total	6	0	6	1	0	1	7

PENNSYLVANIA

Germans	275	1	276	10	0	10	286
Japanese	30	0	30	1	0	1	31
Italians	80	0	80	None			80
Rumanians	1	0	1	None			1
Hungarians	1	0	1	None			1

Mr. Tolson	387	1	388	11	0	11	399
Mr. E. A. Tamm							
Mr. Clegg							
Mr. Coffey							
Mr. Glavin	39	1	40	1	0	1	41
Mr. Ladd	70	2	72	3	0	3	75
Mr. Nichols	31	0	31	None			31
Mr. Rosen							
Mr. Tracy	140	3	143	4	0	4	147
Mr. Acers							
Mr. Carson							
Mr. Hendon	77	1	78	7	0	7	85
Mr. Mumford	None						
Mr. Stark	33	0	33	1	0	1	34
Mr. Quinn Tamm							
Mr. Nease	110	1	111	8	0	8	119
Miss Gandy							

361



December 7, 1941 to October 5, 1943

- 8 -

PORTLAND

Germans	130	0	130	1	0	1	131
Japanese	103	0	103	1	0	1	104
Italians	33	0	33	None			33
Rumanians	1	0	1	None			1
Total	267	0	267	2	0	2	269

PROVIDENCE

Germans	8	0	8	None			8
Japanese	1	0	1	None			1
Italians	2	0	2	None			2
Total	11	0	11	None			11

RICHMOND

Germans	29	1	30	None			30
Japanese	None						
Italians	26	0	26	None			26
Total	55	1	56	None			56

ST. LOUIS

Germans	43	0	43	4	0	4	47
Japanese	1	0	1	None			1
Italians	10	0	10	None			10
Total	54	0	54	4	0	4	58

Mr. Tolson							
Mr. E. A. Tamm							
Mr. Clegg							
Mr. Coffey	21	1	22	None			22
Mr. Glavin	2	0	2	None			2
Mr. Ladd	None						
Mr. Nichols							
Mr. Rosen	23	1	24	None			24
Mr. Tracy							
Mr. Acers							
Mr. Carson							
Mr. Harbo	35	0	35	None			35
Mr. Hendon	157	2	159	10	0	10	169
Mr. Mumford	16	0	16	2	0	2	18
Mr. Starks							
Mr. Quinn Tamm	208	2	210	12	0	12	222
Mr. Nease							
Miss Gandy							

362

December 7, 1941 to October 5, 1943

- 9 -

SAN ANTONIO

Germans	34	0	34	2	0	2	36
Japanese	9	0	9	None			9
Italians	17	0	17	None			17
<b>Total</b>	<b>60</b>	<b>0</b>	<b>60</b>	<b>2</b>	<b>0</b>	<b>2</b>	<b>62</b>

SAN DIEGO

Germans	37	0	37	None			37
Japanese	270	0	270	2	0	2	272
Italians	6	0	6	None			6
<b>Total</b>	<b>313</b>	<b>0</b>	<b>313</b>	<b>2</b>	<b>0</b>	<b>2</b>	<b>315</b>

SAN FRANCISCO

Germans	319	2	321	6	0	6	327
Japanese	627	0	627	13	0	13	640
Italians	454	0	454	5	0	5	459
<b>Total</b>	<b>1,400</b>	<b>2</b>	<b>1,402</b>	<b>24</b>	<b>0</b>	<b>24</b>	<b>1,426</b>

SAN JUAN

Germans	21	0	21	1	0	1	22
Japanese	1	0	1	None			1
Italians	5	0	5	2	0	2	7
<b>Total</b>	<b>29</b>	<b>0</b>	<b>29</b>	<b>3</b>	<b>0</b>	<b>3</b>	<b>32</b>

Mr. Tolson							
Mr. E. A. Tamm							
Mr. Clegg	62	2	64	None			64
Mr. Coffey	6	0	6	None			6
Mr. Glavin	33	0	33	None			33
Mr. Ladd							
Mr. Nichols	101	2	103	None			103
Mr. Rosen							
Mr. Tracy							
Mr. Acers							
Mr. Carson	112	0	112	2	0	2	114
Mr. Harbo	413	0	413	7	0	7	420
Mr. Hendon	33	0	33	None			33
Mr. Mumford							
Mr. Starke	558	0	558	9	0	9	567
Mr. Quinn Tamm							
Mr. Nease							
Miss Gandy							

363

December 7, 1941 to October 5, 1943

<u>SIX FALLS</u>					
German	12	0	12	None	12
Japanese	1	0	1	None	1
Italians	None				
<b>Total</b>	<b>13</b>	<b>0</b>	<b>13</b>	<b>None</b>	<b>13</b>
<u>SPRINGFIELD</u>					
German	10	0	10	None	10
Japanese	2	0	2	None	2
Italians	4	0	4	None	4
<b>Total</b>	<b>16</b>	<b>0</b>	<b>16</b>	<b>None</b>	<b>16</b>
<u>WASH. NETON FIELD</u>					
German	12	0	12	None	12
Japanese	9	0	9	None	9
Italians	5	0	5	None	5
Hungarians	1	0	1	None	1
<b>Total</b>	<b>27</b>	<b>0</b>	<b>27</b>	<b>None</b>	<b>27</b>

Apprehensions of Seaman


<u>BALTIMORE (Fort Howard)</u>				
German	1	0	1	None
Mr. Tolson				
Mr. E. A. Tamm	1,210	0	1,210	None
Mr. Clegg				
Mr. Coffey				
Mr. Glavin				
<u>GLASSBORO FALLS (Fort Lincoln)</u>				
Mr. Ladd	174	0	174	None
Mr. Nichols				
Mr. Rosen				
Mr. Tracy				
Mr. Acers				
Mr. Carson				
Mr. Harbo				
Mr. Hendon				
Mr. Mumford				
Mr. Starke				
Mr. Quinn Tamm				
Mr. Nease				
Miss Gandy				

364

J. EDGAR HOOVER

DC-257

- Mr. Tolson ✓
- Mr. E. A. Tamm ✓
- Mr. Clegg ✓
- Mr. Coffey ✓
- Mr. Glavin ✓
- Mr. Ladd ✓
- Mr. Nichols ✓
- Mr. Rosen ✓
- Mr. Tracy ✓
- Mr. Egan ✓
- Mr. Gurnea ✓
- Mr. Harbo ✓
- Mr. Hendon ✓
- Mr. Mumford ✓
- Mr. Starks ✓
- Mr. Quinn Tamm ✓
- Tele. Room
- Mr. Nease
- Miss Gandy



**Federal Bureau of Investigation**  
**United States Department of Justice**

Washington, D. C.  
 September 3, 1943

MEMORANDUM FOR THE DIRECTOR

A conference was held on August 21 and 22, 1943, at Chicago, attended by Messrs. Brentley, Grayton, Scholtz, Glavin, and Clegg and Chief Clerk Beala and Dunkel.

The Executive Conference considered the following suggestions submitted by the Chicago Conference and the members of the Executive Conference unanimously approved the recommendations listed below. (The page numbers adjacent to each item refer to the detailed discussion and analysis and statement of the suggestion in the original memorandum, which is attached.)

Those present at the Executive Conference were Messrs. Tracy, Quinn Tamm, Carson, Nichols, Egan, Hendon, Ladd, Mumford, Rosen, Coffey, Glavin, and Clegg.

UNANIMOUS RECOMMENDATIONS OF THE EXECUTIVE CONFERENCE

365

3959

100 Security Index Cards

*bullet*

It is the present practice in field offices to send in supplementary information to be added to security index cards (formerly known as custodial detention cards) and the Bureau would add the information to its card in Washington and make a photostatic copy which would be returned to the field. The suggestion is that the field, when sending in the information will add the additional or supplemental information furnished to the Bureau on a 5 x 8 card and attach it to the security card already maintained in the field office, thus eliminating the photostating and returning of the data. (See Page 242)

366

HWS:ZMN

October 6, 1943

PERSONAL AND [REDACTED]  
VIA TELETYPE AND CARRIER PER CH

[REDACTED]  
Legal Attache  
The American Embassy  
London, England

*Private - Confidential*  
RE: DISPOSITION OF ALIEN ENEMY CASES

Dear [REDACTED]

As of possible interest to you, there are being transmitted three copies of a summary report dated October 5, 1943, reflecting the dispositions which have been received in the cases of alien enemies who have been apprehended by the Bureau under the Alien Enemy Control Program.

- Mr. Tolson \_\_\_\_\_
- Mr. E. A. Tamm \_\_\_\_\_
- Mr. Clegg \_\_\_\_\_
- Mr. Coffey \_\_\_\_\_
- Mr. Glavin \_\_\_\_\_
- Mr. Ladd \_\_\_\_\_
- Mr. Nichols \_\_\_\_\_
- Mr. Rosen \_\_\_\_\_
- Mr. Tracy \_\_\_\_\_
- Mr. Acers \_\_\_\_\_
- Mr. Casper \_\_\_\_\_
- Mr. Harbo \_\_\_\_\_
- Mr. Hendon \_\_\_\_\_
- Mr. Mumford \_\_\_\_\_
- Mr. Starke \_\_\_\_\_
- Mr. Quinn Tamm \_\_\_\_\_
- Mr. Nease \_\_\_\_\_
- Miss Gandy \_\_\_\_\_

Very truly yours,

*M*

RECORDED  
INDEXED  
OCT 12 1943  
U. S. DEPARTMENT OF JUSTICE  
John Edgar Hoover  
Director

100-7-2-11

9 42 AM '43

cc Mr. Burton

1 OCT 13 '43

367



HHS:zmm

Federal Bureau of Investigation  
United States Department of Justice  
Washington, D. C.  
October 5, 1943

- Mr. Tolson
- Mr. E. A. Tamm \_\_\_\_\_
- Mr. Clegg \_\_\_\_\_
- Mr. Glavin \_\_\_\_\_
- Mr. Ladd \_\_\_\_\_
- Mr. Nichols
- Mr. Rosen \_\_\_\_\_
- Mr. Tracy \_\_\_\_\_
- Mr. Carson \_\_\_\_\_
- Mr. Coffey \_\_\_\_\_
- Mr. Hendon \_\_\_\_\_
- Mr. Kramer \_\_\_\_\_
- Mr. McGuire \_\_\_\_\_
- Mr. Harbo \_\_\_\_\_
- Mr. Quinn Tamm \_\_\_\_\_
- Tele. Room \_\_\_\_\_
- Mr. Nease \_\_\_\_\_
- Miss Boehm \_\_\_\_\_
- Miss Gandy \_\_\_\_\_

MEMORANDUM FOR THE DIRECTOR

RE: DISPOSITION OF ALIEN ENEMY CASES

With reference to my previous memoranda regarding the dispositions made of cases of alien enemies apprehended under the Presidential Proclamations of December 7 and 8, 1941, relating to aliens of German, Japanese, and Italian nationalities, and under the Presidential Proclamation of July 17, 1942, pertaining to aliens of Rumanian, Hungarian, and Bulgarian nationalities, there is attached hereto a supplemental summary report reflecting the number of dispositions received as of October 5, 1943, for aliens of these nationalities.

Respectfully,

*D. M. Ladd*  
D. M. Ladd

Attachment



56 OCT 15 1943

*4183*  
*158*  
*2*  
*14*  
*07*  
*10*

*Ed*  
*100-2-3451*  
RECORDED  
14 OCT 11 1943

*Quoted to...*

368

DISPOSITION OF GERMAN, JAPANESE, AND ITALIAN ALIEN ENTRY CASES AS OF OCTOBER 5, 1942

	<u>GERMANS</u>		<u>JAPANESE</u>		<u>ITALIANS</u>		<u>TOTALS</u>	
	Number	Per Cent	Number	Per Cent	Number	Per Cent	Number	Per Cent
Aliens apprehended	5,977		5,303		3,503		14,783	
Less seamen apprehended	<u>175</u>				<u>1,210</u>		<u>1,385</u>	
	5,802				2,293		13,398	

Released without hearing 1,264 21.79 221 4.17 1,421 61.97 2,906 21.69

Dispositions ordered by the Attorney General:

Internment	1,893	32.63	1,939	36.56	147	6.41	3,979	29.70
Parole	1,666	28.71	1,740	32.81	396	17.27	3,802	28.58
Release	626	10.79	425	8.01	283	12.35	1,334	9.95

Dispositions ordered by the Military Authorities in Hawaii and Alaska:

Internment	17	.29	678	12.79	0		695	5.19
Parole	31	.53	70	1.32	6	.26	107	.80
Release	11	.19	13	.25	3	.13	27	.20

Deceased 16 .28 18 .34 6 .26 40 .30  
Repatriated 2 .03 33 .62 9 .39 44 .35

Dispositions awarded 276 4.76 166 3.13 22 .96 464 3.46

Totals 5,802 5,303 2,293 13,398

Dispositions of seamen apprehended before December 7, 1941

Internment	51	29.14	976	80.66	1,027	74.14
Parole	122	69.71	229	18.92	351	25.34
Release	<u>2</u>	1.15	<u>5</u>	.42	<u>7</u>	.52
Totals	175		1,210		1,385	

114-2-3101 369



DISPOSITION OF HUNGARIAN, BULGARIAN, AND ROMANIAN ALIEN ENTRY CASES AS OF OCTOBER 5, 1942

370

	<u>HUNGARIANS</u>		<u>BULGARIANS</u>		<u>ROMANIANS</u>		<u>TOTALS</u>	
	Number	Per Cent	Number	Per Cent	Number	Per Cent	Number	Per Cent
Aliens apprehended	12		1		11		24	
Released without hearing	2	16.67	0		1	9.09	3	12.50
Dispositions ordered by the Attorney General:								
Internment	1	8.33	1	100.00	2	18.18	4	16.67
Parole	3	25.00	0		2	18.18	5	20.83
Release	3	25.00	0		3	27.27	6	25.00

Dispositions ordered by the Military Authorities in Hawaii and Alaska:

Internment	0		0		0		0	
Parole	0		0		0		0	
Release	0		0		0		0	
Deceased	0		0		0		0	
Repatriated	0		0		0		0	
Dispositions awaited	3	25.00	0		3	27.27	6	25.00
<b>Totals</b>	<b>12</b>		<b>1</b>		<b>11</b>		<b>24</b>	

134-2-3161