

- 1 -

FEDERAL BUREAU OF INVESTIGATION

ALL INFORMATION CONTAINED

HEREIN IS UNCLASSIFIED

DATE 01-05-2009 BY 65179 dmh /baw

Date of transcription 03/20/2002

[redacted] approximately [redacted] years of age, [redacted], United States Army Medical Institute of Infectious Diseases (USAMRIID), [redacted] Ft. Detrick, MD was advised of the identity of the Special Agent (SA) and the nature of the interview. Also present during the interview was Dr. BRUCE IVINS. [redacted] provided the following information:

b6
b7C

[redacted] started employment as a scientist at USAMRIID in [redacted] [redacted] and has remained at USAMRIID since [redacted]

b6
b7C

[redacted]

b6
b7C

BRUCE IVINS introduced [redacted] to [redacted] [redacted] IVINS began working at USAMRIID in the mid 1980s. At the time of IVINS' arrival at USAMRIID, scientists at USAMRIID were attempting to perform aerosol challenge experiments for vaccine testing. The preparations of *B. anthracis* spores being used were not pure, and the impurities in the preparations clogged the aerosolizer(s). IVINS used density gradients to purify chlamydia preparations when IVINS was working in North Carolina, and applied the technique to purification of *B. anthracis* spores.

b6
b7C

The clogging problem was also alleviated by growing the *B. anthracis* in liquid broth instead of agar plates. The use of agar plates contributes to debris contamination of the spore preparations, and liquid broth produces a very clean spore preparation. In addition, growth in liquid broth seems to yield a

279A-WF-222936-LAB-98
also in 302 file serial #733

Investigation on 03/19/2002 at Frederick, MDFile # 279A-WF-222936-~~302~~-LAB-98Date dictated 03/20/2002

by SA [redacted]

b6
b7C

Y_N/

b6
b7C
b7E

This document contains neither recommendations nor conclusions of the FBI. It is the property of the FBI and is loaned to your agency; it and its contents are not to be distributed outside your agency.

557A

279A-WF-222936-302, -LAB

Continuation of FD-302 of [REDACTED]

, On 03/19/2002 , Page 2

b6
b7C

more virulent *B. anthracis* spore in contrast to spore produced on agar plates.

[REDACTED]

b6
b7C
b7D

[REDACTED] IVINS
believed that [REDACTED]
may use the density purification protocol.

[REDACTED]

[REDACTED] Production of a large amount of highly pure spores is relatively difficult process. There are several steps in the protocol where seemingly insignificant changes may cause the protocol to fail. These steps include harvesting the spores at an early stage in growth, protecting the cultures from light, the amount of culture aeration and potential overloading of the density gradients. The percent of the bacteria which undergo sporulation also varies between strains of *B. anthracis*. [REDACTED]

b6
b7C

[REDACTED] Some strains of *B. anthracis* germinate quicker than others, and the rapid strains do not produce good preparations of spores. The Ames strain is well suited for good spore production.

[REDACTED]

b6
b7C

Production of gram amounts of pure *B. anthracis* spores would require a large amount of laboratory area or time. For example, ten liters of liquid broth are required to produce one gram of pure spores. [REDACTED]

b6
b7C

[REDACTED]

279A-WF-222936-302, -LAB

Continuation of FD-302 of _____, On 03/19/2002, Page 3

b6
b7C

_____ It would be difficult for an inexperienced individual to produce a large amount of pure spores on a part time work schedule.

_____ In 1997, IVINS asked that DPG produce a large amount of *B. anthracis* Ames strain spores through a USAMRIID contract. USAMRIID required a large amount of spores, and DPG used fermentation processes to produce the large amount of required spores. DPG produced the spores as a wet paste, and sent the paste to IVINS. IVINS _____ resuspended the spores in 1% phenol water and either irradiated the spores or purified the spores on Renocal-76 density gradients. The resuspended spores were at a concentration of 3×10^{10} colony forming units (cfu) per milliliter.

b6
b7C

Several other individuals at USAMRIID also use _____

_____ These individuals include _____

b6
b7C

- 1 -

FEDERAL BUREAU OF INVESTIGATION

ALL INFORMATION CONTAINED

HEREIN IS UNCLASSIFIED

DATE 01-05-2009 BY 65179 dmh /baw

Date of transcription 04/26/2002

[redacted]
United States Army Medical Research Institute of Infectious
Diseases (USAMRIID), [redacted] Porter Street, Fort Detrick, Frederick,
Maryland, 21702 was advised of the identity of the Special Agent
(SA) and the nature of the interview. [redacted] provided the
following information:

b6
b7C

[redacted] advised that USAMRIID would aid the Federal
Bureau of Investigation (FBI) in any way. [redacted] advised SA
that the strain of *Bacillus anthracis* (Ba) [redacted]

b6
b7C

The strain of Ba cultured from [redacted]

b6
b7C

[redacted] informed writer that [redacted] was going to

b6
b7C

[redacted] also discussed two possibilities why [redacted]
[redacted] DR. BRUCE IVINS, conducted
microbiological contamination surveys in "cold" areas [redacted]

b6
b7C

[redacted] The first was that DR. IVINS did not
follow appropriate standard operating procedures (SOPs) while
working with a "sample" and thought he may have contaminated some

J:1 Data/Ecf [redacted]
Investigation on 04/22/2002 at Fort Detrick, Frederick, Maryland

File # 279A-WF-222936-LAB; 279A-WF-222936-302 -132- -1229 Date dictated N/A

by SA [redacted]

b6
b7C
b7E

279A-WF-222936-LAB; 279A-WF-222936-302

Continuation of FD-302 of [REDACTED]

, On 04/19/2002, Page 2

"clean" areas of USAMRIID. The second possibility was that DR. IVINS noticed another individual not following SOPs and wanted to bring the problem to light. Writer asked if DR. IVINS could be pro-actively covering up a *Ba* contamination trail which may be detected by the current microbiological contamination survey. [REDACTED] replied that [REDACTED] didn't believe DR. IVINS could be involved in any criminal behavior relating to the AMERITHRAX case.

b6
b7C

[REDACTED] and writer discussed polygraphing [REDACTED] and [REDACTED]

b6
b7C

[REDACTED] informed writer that over eight hundred (800) additional samples were taken over the weekend of 20-21 April, 2002 from various areas of USAMRIID and all were negative.

b6
b7C

Writer at the end of the interview served [REDACTED] with a Federal Grand Jury Subpoena from the United States District Court of Columbia [REDACTED]

[REDACTED] should be preserved as evidence as stated in the subpoena. Writer filled out subpoena in front of [REDACTED] who subsequently signed original document. A copy was provided to [REDACTED] for compliance.

b3
b6
b7C

- 1 -

FEDERAL BUREAU OF INVESTIGATION

ALL INFORMATION CONTAINED

HEREIN IS UNCLASSIFIED

DATE 01-05-2009 BY 65179 dmh /baw

Date of transcription 06/25/2002

[redacted]
[redacted] of the United States Army Medical Research Institute of Infectious Diseases (USAMRIID), [redacted] Porter Street, Fort Detrick, Frederick, Maryland, 21702, telephone [redacted] was advised of the identity of the Special Agent (SA) and the nature of the interview. [redacted] provided the following information upon [redacted] request:

b6
b7C

[redacted] advised interviewing agent that [redacted] had a [redacted] in the Amerithrax case [redacted]
[redacted]
[redacted] believes [redacted] had a for profit motive relating to the anthrax attacks in the fall 2001 and stood to gain greatly from the biological attack.

b6
b7C

[redacted] had been previously cited on a number of occasions for numerous safety violations by the Food & Drug Administration (FDA). [redacted] believes approval for a new anthrax vaccine would definitively not have been granted to [redacted] short of terrorist attack using anthrax.

b6
b7Cb6
b7CInvestigation on 06/19/2002 at Fort Detrick, Frederick, MarylandFile # 279A-WF-222936-LAB; 279A-WF-222936-302-241 Date dictated N/Aby SA [redacted]b6
b7C

279A-WF-222936-LAB; 279A-WF-222936-302

Continuation of FD-302 of

[REDACTED], On 04/19/2002, Page 2

b6
b7C

[REDACTED]

b6
b7C

Conversely, [REDACTED] is firmly convinced that individuals [REDACTED] have the appropriate skills to make an anthrax powder such as that used in the fall attacks. [REDACTED]

[REDACTED]

b6
b7C

[REDACTED] also knows for a fact that [REDACTED] had a *Bacillus anthracis* "Ames" strain because [REDACTED] and BRUCE IVINS Ph.D., a fellow USAMRIID employee, provided [REDACTED] with the strain as part of a project. [REDACTED]

b6
b7C

[REDACTED]

[REDACTED]

b6
b7C

Other individuals thought to hold some of the skills needed in perpetrating a crime of this nature are possessed by ex-USAMRIID employees [REDACTED]

b6
b7C

[REDACTED]

FEDERAL BUREAU OF INVESTIGATION

Precedence: ROUTINE

Date: 01/04/2005

To: Washington Field

Attn: Evidence Control Center

From: Washington Field

Amerithrax 2

Contact: SA [REDACTED]

Approved By: [REDACTED]

Drafted By: [REDACTED]

Case ID #: 279A-WF-222936-LAB (Pending) - 1099
279A-WF-222936-EVIDENCE (Pending) - 111

Title: AMERITHRAX
Major Case 184

b6
b7c

Synopsis: To request permanent charge out of items of evidence listed below.

Details: Pursuant to captioned investigation the following items were collected for analysis as evidence related to the anthrax attacks in the Fall of 2001.

1B# Barcode# Description

1B1536 E0357455 RESIDENCE OF [REDACTED]
ITEM #1-SAMPLES #1-70, 81-96, AND 5 X 150MM PLATES

1B1695 E03593160 [REDACTED] FBI LABORATORY CHEMISTRY UNIT
ONE (1) 50 MICROLITER ALIQUOT PART AS TAKEN FROM
ITEM [REDACTED] FURTHER DESCRIBED AS BACILLUS ANTHRACIS
AMES SPORES (GAMMA IRRADIATED, NON-VIABLE)

b6
b7c

1B1741 E03593356 [REDACTED] FBI LAB CBS UNIT
ONE (1) 50 MICROLITER ALIQUOT PART AS TAKEN FROM
ITEM [REDACTED] FURTHER DESCRIBED AS BACILLUS ANTHRACIS
AMES SPORES (GAMMA IRRADIATED, NON-VIABLE)

1B3345 E03801690 ZIPLOCK BAG CONTAINING 2 CONTROL ITEMS
ZIPLOCK BAG CONTAINING 4 SAMPLES AND SAMPLE LOG
(SAMPLING PRIOR TO OVERSEAS MISSION)

1B1871 E03595426 DR. BRUCE E. IVINS BACTERIOLOGY DIVISION/USAMRIID
TUBE LABELED "BRITISH" AMES 1/100 DILUTION IN
0.1% PHEROL GEL PHOS 9/28/87" APPROXIMATELY 1ML

ALL INFORMATION CONTAINED
HEREIN IS UNCLASSIFIED
DATE 01-05-2009 BY 65179 dmh /baw

file: [REDACTED] 00402.wpd

b6
b7c

To: Washington Field From: Washington Field
Re: 279A-WF-222936,01/04/2005

1B1872 E03595425 DR. BRUCE E. IVINS BACTERIOLOGY DIVISION/USAMRIID
TUBE LABELED "OCT 97 GLP AMES SPORES RMR 1029
"LEFT 200ML 11/19 (CROSSED OUT)" 160ML 4/21"
CONTAINING APPROXIMATELY 1ML

1B1873 E03595424 DR. BRUCE E. IVINS BACTERIOLOGY DIVISION/USAMRIID
TUBE LABELED "AMES STOCK 2/10(8) NO PHENOL 15 JULY
99 ACTUAL 1.2 X 10(9)" APPROXIMATELY 1ML

1B1876 E03595412 DR. BRUCE E. IVINS BACTERIOLOGY DIVISION/USAMRIID
TWO (2) TUBES LABELED [REDACTED] AMES 22 JUN 86 1/100
9/21/87 IN PHENOL GEL PHOS" APPROXIMATELY 1ML

1B1879 E03595413 DR. BRUCE E. IVINS BACTERIOLOGY DIVISION/USAMRIID
TUBE LABELED [REDACTED] -11 [REDACTED] APPROXIMATELY 1ML

1B1881 E03595414 DR. BRUCE E. IVINS BACTERIOLOGY DIVISION/USAMRIID
TUBE LABELED "AMES SPORES 2.2 X 10(10)/ML"
APPROXIMATELY 1ML

1B1882 E03595415 DR. BRUCE E. IVINS BACTERIOLOGY DIVISION/USAMRIID
TUBE LABELED "AMES ?" APPROXIMATELY 1ML

1B1885 E03595416 DR. BRUCE E. IVINS BACTERIOLOGY DIVISION/USAMRIID
TUBE LABELED "AMES RENO NOT HEATED (2) 1% PHENOL
12/8/98" APPROXIMATELY 1ML

1B1885 E03595417 DR. BRUCE E. IVINS BACTERIOLOGY DIVISION/USAMRIID
TUBE LABELED "AMES 1/30/0("1" CROSSED OUT "2"
ADDED) [REDACTED] APPROXIMATELY 1ML

1B1886 E03595418 DR. BRUCE E. IVINS BACTERIOLOGY DIVISION/USAMRIID
TUBE LABELED "UNDILUTATED PURIFIED SPORES 10/26/98
UNHEATED 10/26/98 PREP & PHENOL ADDED 1X VOLUME
WFI & 1% PHENOL 11/18/98 DILUTED 1/2" CONTAINING
APPROXIMATELY 1ML

1B1887 E03595419 DR. BRUCE E. IVINS BACTERIOLOGY DIVISION/USAMRIID
TUBE LABELED "AMES SPORES 7/25/97 2.36 X 10
(9)/ML" APPROXIMATELY 1ML

1B1888 E03595420 DR. BRUCE E. IVINS BACTERIOLOGY DIVISION/USAMRIID
TUBE LABELED "#462 SPORES 8/13/01" APPROXIMATELY
1ML

1B1889 E03595421 DR. BRUCE E. IVINS BACTERIOLOGY DIVISION/USAMRIID
TUBE LABELED "AMES SPORES RENOGRAFIN PURIFIED
3/28/01 7739C" APPROXIMATELY 1ML

b6
b7c

To: Washington Field From: Washington Field
Re: 279A-WF-222936,01/04/2005

1B1890 E03595422 DR. BRUCE E. IVINS BACTERIOLOGY DIVISION/USAMRIID
TUBE LABELED "462 SPORES FROM AGAR 8/13/01"
APPROXIMATELY 1ML

1B1891 E03595423 DR. BRUCE E. IVINS BACTERIOLOGY DIVISION/USAMRIID
TUBE LABELED "PURIFIED AMES SPORES 12/8/99"
APPROXIMATELY 1ML

1B1892 E03595410 DR. BRUCE E. IVINS BACTERIOLOGY DIVISION/USAMRIID
TUBE LABELED "AMES SPORES 2433 CDC 7738"
APPROXIMATELY 1ML

These items have been destroyed or necessarily consumed during the course of analysis and will not be returned to WFO. WFO requests that these items be permanently charged out from the Evidence Control inventory.

♦♦

FEDERAL BUREAU OF INVESTIGATION

Precedence: ROUTINE

Date: 02/08/2006

To: Counterterrorism
Inspection
Laboratory

Attn: WMDOU
Attn: IIC
Attn: SSA

CBSU
CBSU
CBSU

From: Washington Field

AMX-2/ NVRA

Contact:

b6
b7C

Approved By:

Drafted By:

Case ID #: 279A-WF-222936-LAB (Pending) - 1358

Title: AMERITHRAX
MAJOR CASE # 184

b6
b7C

Synopsis: To document

on February 1, 2006.

b3

Details: The AMERITHRAX Task Force (AMXTF) of the Federal Bureau of Investigation (FBI) is investigating the mailing of letters containing anthrax which were sent to the New York Post, Tom Brokaw and United States Senators Tom Daschle and Patrick Leahy in the fall of 2001.

Pursuant to this investigation the FBI has established a repository (FBIR) which contains isolates of the Ames strain of *Ba* from the United States and other countries around the world.

Following the mailings, the FBI

served with Federal Grand Jury subpoenas to provide the FBI with

b3

ALL INFORMATION CONTAINED
HEREIN IS UNCLASSIFIED
DATE 01-05-2009 BY 65179 dmh /baw

b6
b7C

60391. W/PD

To: Counterterrorism

Attn: WMDOU

Inspection

Attn: IIC [REDACTED]

Laboratory From: Washington

Field

Re: 279A-WF-222936-LAB, 02/08/2006

b6
b7C

[REDACTED]

[REDACTED]

b3

[REDACTED]

On February 1, 2006, SA [REDACTED] FBI,
Washington Field Office, met with [REDACTED]

[REDACTED] and identified [REDACTED]

[REDACTED]

b3
b6
b7C

[REDACTED]

b3
b6
b7C

To: Counterterrorism

Attn: WMDOU

Inspection


Attn: IIC [REDACTED]

Laboratory From: Washington

Field

Re: 279A-WF-222936-LAB, 02/08/2006

b6
b7c



b3

To: Counterterrorism

Attn: IIC [REDACTED]

Field

Re: 279A-WF-222936-LAB, 02/08/2006

Attn: WMDOU

Laboratory From: Washington

Inspection

b6
b7c

LEAD(s):

Set Lead 1: (Action)

LABORATORY

AT CHEMICAL BIOLOGICAL SCIENCES UNT

The AMXTF requests the Chemical Biological Sciences
Unit (CBSU) [REDACTED]

at the United States Army Medical Research Institute of
Infectious Diseases. The AMXTF also requests CBSU coordinate
and the subsequent [REDACTED]

b3

♦♦

- 1 -

FEDERAL BUREAU OF INVESTIGATION

Date of transcription 06/27/2005

On March 2, 2005, and March 3, 2005, Special Agent [redacted] had telephonic communication with [redacted] fax [redacted] SA [redacted] contacted [redacted] on March 2, 2005, to coordinate the [redacted] On March 3, 2005, [redacted] re-contacted SA [redacted] to discuss further details [redacted] During the telephone conversations [redacted] provided the following information:

b3
b6
b7C

The responsible official at [redacted] is [redacted] fax [redacted]

b6
b7C

[redacted] received the Ba Ames strain in 2001 from the U.S. Army Medical Research Institute of Infectious Diseases (USAMRIID) [redacted]

[redacted] The Ba was placed in storage until after the 2001 anthrax attacks, [redacted]

b3
b6
b7C

[redacted] BRUCE TVINS, USAMRIID, was the scientist responsible for the shipment from USAMRIID. [redacted]

b3
b6
b7CInvestigation on 3/2-3/3/05 at Falls Church, VAFile # 279A-WF-222936-Lab - 1266Date dictated N/Aby SA [redacted]
05 [redacted] 713.wpdb6
b7CALL INFORMATION CONTAINED
HEREIN IS UNCLASSIFIED

DATE 01-05-2009 BY 65179 dmh /baw

This document contains neither recommendations nor conclusions of the FBI. It is the property of the FBI and is loaned to your agency; it and its contents are not to be distributed outside your agency.

279A-WF-222936-Lab

b6
b7C

Continuation of FD-302 of [redacted], On 06/27/05, Page 2

[redacted]

b3
b6
b7C

(Writer knows that on [redacted] shipped [redacted]
[redacted] received the shipment [redacted]
[redacted] and placed the samples into storage at [redacted] until further
instruction.)

FEDERAL BUREAU OF INVESTIGATION

Precedence: ROUTINE

Date: 05/12/2005

To: Washington Field

Attn: AMX-2

From: Washington Field

AMX-2

Contact: SSA [REDACTED]

Approved By: [REDACTED]

Drafted By: [REDACTED]

Case ID #: 279A-WF-222936 SUB LAB (Pending) -1227

Title: AMERITHRAX;
MC 184;
OO:WF

b6
b7C

b6
b7C

Synopsis: Identification of a potential forensic signature in several isolates of *Bacillus anthracis* Ames strain at USAMRIID, Ft. Detrick, MD. Historical documentation for the basis to develop genetic screening method(s) for a genetic signature in the Ames *Bacillus anthracis* (anthracis) mailed in the fall, 2001, specifically, a DNA plasmid of [REDACTED] origin(s).

b7D

Details: On May 30, 2002, writer discussed the origins and experimental use of several isolates of the Ames strain of *Bacillus anthracis* (BA) with [REDACTED], United States Army Medical Institute of Infectious Diseases (USAMRIID), Ft. Detrick, Frederick, MD.

b6
b7C

[REDACTED] originally received the BA Ames strain that is used in [REDACTED] laboratory from [REDACTED], in turn received the Ames BA from Dr. Bruce Ivins.

b6
b7C

[REDACTED] research involved experimenting with the Ames strain and conducting experiments [REDACTED]

[REDACTED] experiments were begun about one and one half years ago and were based on [REDACTED]

b6
b7C

The plasmid being used in the gene disruption experiments was designated pE03, and pE03 had the same basic vector DNA genome as some of the commonly used plasmid vectors. [REDACTED] agreed

b6
b7C

ALL INFORMATION CONTAINED
HEREIN IS UNCLASSIFIED
DATE 01-05-2009 BY 65179 dmh /baw

032

To: Washington Field From: Washington Field
Re: 279A-WF-222396 SUB LAB, 05/12/2005

that if the BA used in the mailings of Fall 2001 contained all or part of the pE03 plasmid, an assay based on polymerase chain reaction (PCR) could be developed to screen the mailings' BA spore evidence.

The pE03 plasmid was obtained from [] and the plasmid provided its host bacteria with resistance to the antibiotic erythromycin. Thus, following integration of pE03 into the host bacteria, in this case the Ames strain of anthracis, the host bacteria are cultured in the presence of erythromycin. Ames that has successfully integrated pE03 will be resistant to the antibiotic; Ames that has not integrated pE03 into its genome will not grow in the presence of the erythromycin. pE03 also contains an ampicillin resistance gene, an *E. coli* origin of replication, a *Bacillus sp.* origin of replication and several cloning sites.

b7D

Many of the Ames strain mutants, termed "knock out" mutants, were made by []

[]

b6
b7C
b7D

[]

b6
b7C

[] another researcher in [] laboratory, also used the pE03 plasmid to make mutants of the Ames strain of anthracis.

b6
b7C

During early June, 2002, writer received a computer printout of the pE03 DNA sequence from [] The printout was labeled, "Friday, May 31, 2002 10:39 AM" and "pE03.seq". The DNA sequence consisted of 5300 nucleotide bases. The sequence of pE03 was provided to []

b6
b7C

♦♦



U.S. Department of Justice

Federal Bureau of Investigation

In Reply, Please Refer to

File No. 279A-WF-222936-LAB -1438 ✓
279A-WF-222936-SCI 74 34
2

Washington Field Office
Northern Virginia Resident Agency
7799 Leesburg Pike
Falls Church, Virginia

August 17, 2006

Attention: Robert J. Muehlberger
Laboratory Director
U.S. Postal Inspection Service (USPIS)
National Forensic Laboratory
Dulles, Virginia

b6
b7c

RE: To request USPIS National Forensic Laboratory conduct handwriting examination of photographs of biological sample tube labels obtained from the United States Army Medical Research Institute of Infectious Diseases (USAMRIID).

Dear Mr. Muehlberger:

Per your recent conversation with SA [redacted]
[redacted] one (1) cd-rom and 14 prints of the digital images (1A 7012-copies only) are being submitted for handwriting comparison and analysis.

In February, 2002 and in April, 2002, two (2) biological samples of *Bacillus anthracis* were submitted for genetic analysis as part of the ongoing AMERITHRAX investigation, one was submitted to an outside laboratory and the other to the FBI Repository. Upon submission, labels from the tubes were removed by laboratory personnel and placed into a laboratory notebook for record, held inside a Biological Safety Level 3 suite. Due to the significance of the samples from the tubes, it is imperative to the investigation to determine if the same individual wrote the labels and submitted the samples.

Digital photographs of the biological tube labels from the notebook were taken (in order to present the handwriting for forensic analysis) and are being submitted to the USPIS National Forensic Laboratory for handwriting examination. Of specific interest, is a comparison of three (3) labels: one (1) with the writing "Ames Strain RMR 1029

from Dugway (1997) Bruce Ivins 2/27/02" and two (2) with the writing "Dugway Ames Spores - 1997".

No known handwriting exemplars are being submitted at this time. It is requested that the three (3) labels be intercompared and assessed to determine whether or not the same individual prepared the three (3) labels.

For clarification of this request or any additional information, please contact SA [redacted]
[redacted] Thank you in advance for your time and assistance in this matter.

b6
b7C

Sincerely,

[redacted]
Inspector In Charge

b6
b7C

By: [redacted]
[redacted]
Supervisory Special Agent

FEDERAL BUREAU OF INVESTIGATION

Precedence: ROUTINE

Date: 10/13/2006

To: Washington Field

Attn: AMERITHRAX

From: Washington Field

AMX-2/NVRA

Contact: SA [REDACTED]

Approved By: [REDACTED]

Drafted By: [REDACTED]

Case ID #: 279A-WF-222936-LAB (Pending) -1449✓
279A-WF-222936-SCI24 (Pending) ~6

Title: AMERITHRAX;
MAJOR CASE 184;
OO:WF

Synopsis: To submit to the file laboratory report provided by the United States Postal Inspection Service (USPIS) Forensic Laboratory.

Reference: 279A-WF-222936-LAB Serial 1438
279A-WF-222936-SCI24 Serial 5

Enclosure(s): One (1) original two (2) page USPIS Forensic Laboratory Report, Case No. 0884-1348038-DMI(1) - Lab No. 9-119-00594(6), dated 09/28/2006.

Details: In August 2006, the FBI requested the United States Postal Inspection Service (USPIS) Forensic Laboratory conduct handwriting examinations of photographs of biological sample tube labels from a notebook from inside a Biological Safety 3 suite at the United States Army Medical Research Institute of Infectious Diseases (USAMRIID). Of specific interest for analysis was a comparison of three (3) labels: one (1) with the writing "Ames Strain RMR 1029 from Dugway (1997) Bruce Ivins 2/27/02" and two (2) with the writing "Dugway Ames Spores - 1997" to determine if the same writer prepared all three (3) of the labels.

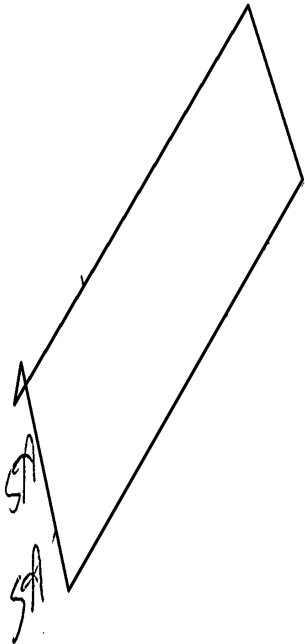
USPIS was provided one (1) cd-rom and 14 prints of digital images of the labels. The cd-rom and prints analyzed by USPIS were returned via U.S. Postal Service Registered Mail, tracking number RB 595 638 165 US, and have been placed in the case file, 1A 7059 for reference along with a copy of the issued report. In addition, the original laboratory report prepared by

ALL INFORMATION CONTAINED
HEREIN IS UNCLASSIFIED
DATE 01-05-2009 BY 65179 dmh /baw

b6
b7C



b6
b7C



b6
b7C

To: Washington Field From: Washington Field
Re: 279A-WF-222936, 10/13/2006

Robert J. Muehlberger, Laboratory Director, Forensic Document Examiner has been enclosed with this EC.

In the report, the USPIS Laboratory concluded that the same writer produced the hand printed labels described above.

♦♦




FORENSIC LABORATORY EXAMINATION REPORT

UNITED STATES POSTAL INSPECTION SERVICE
FORENSIC LABORATORY SERVICES
22433 RANDOLPH DRIVE
DULLES VA, 20104-1000

September 28, 2006

Case No. 0884-1348038-DMI(1) - Lab No. 9-119-00594(6)
Handwriting Examination
Request Dated August 17, 2006



Postal Inspector
P.O. Box 3200
Merrifield, VA 22116-3200

b6
b7C

EXAMINATIONS

REQUESTED: Determine whether the hand printed entries depicted in the digital images of labels affixed to SPSTL Sample Set Inventory Form, specifically one that reads "Ames strain RMR 1029 from Dugway Bruce Ivans (1997) 2/27/02", and two that read "Dugway Ames spores - 1997" were written by a common writer.

FINDINGS: The same writer produced the hand printed entries as described above. In order to identify the writer, known exemplars that repeat the letters and letter combinations found in the questioned writings should be submitted for comparison.

REMARKS: This examination was conducted at the request of Special Agent [redacted] under File No. 279A-WF-222936-LAB and 279A-WF-222936-SCI34.

b6
b7C


ALL FBI INFORMATION CONTAINED
HEREIN IS UNCLASSIFIED
DATE 01-05-2009 BY 65179 dmh /baw

TELEPHONE [redacted]
FAX [redacted]

EXHIBITS:

The exhibits, consisting of a CD and 14 prints of the digital images appearing on the CD, were personally received from SA on August 18, 2006. These exhibits are returned by Registered Mail with a copy of this report.

b6
b7C



Robert J. Muehlberger
Laboratory Director
Forensic Document Examiner

- 1 -

FEDERAL BUREAU OF INVESTIGATION

Date of transcription 01/12/2007

On 01/11/2007, SA [redacted] transported several items from the FBI Northern Virginia Resident Agency (NVRA) to the U.S. Postal Inspection Service National Forensic Laboratory, Dulles, VA, for handwriting analysis.

SA [redacted] released the items to Robert J. Muehlberger, Director of the USPIS Laboratory. The items are further described as:

- Forty nine (49) photocopied pages of known handwriting of Bruce Ivins
- 1A-7059: Copies of 1A-7012 (cd-rom and fourteen (14) photograph print-outs) of FBI Repository Sample entries at USAMRIID, Bldg 1412 submitted to the U.S. Postal Inspection Service Forensic Laboratory Robert Muehlberger for handwriting comparison
- One (1) cd-rom containing five (5) images of two (2) USPS parcels - one (1) of the parcels is addressed to [redacted] and the other to [redacted]
- Five (5) prints of digital images from cd-rom


The items were submitted for examination under cover of letter of request 279A-WF-222936-SCI24 Serial 8. Muehlberger signed an FD-597 (Receipt for Property) acknowledging acceptance of the evidence and was provided a copy by SA [redacted]. The original FD-597 has been submitted to the 1A section of the case file - 1A 7157.

ALL INFORMATION CONTAINED
HEREIN IS UNCLASSIFIED
DATE 01-05-2009 BY 65179 dmh /baw

Investigation on 01/11/2007 at Dulles, VA

File # 279A-WF-222936-LAB; -1490 279A-WF-222936-SCI24 -9 Date dictated

by SA [redacted]

 070122.302

b6
b7C

SSA 

FEDERAL BUREAU OF INVESTIGATION

Precedence: ROUTINE

Date: 03/19/2007

To: Washington Field

Attn: AMERITHRAX

From: Washington Field

AMX-2/NVRA

Contact: SA [REDACTED]

Approved By: [REDACTED]

Drafted By: [REDACTED]

Case ID #: 279A-WF-222936-LAB (Pending) - 1498
279A-WF-222936-SCI24 (Pending) - 11

Title: AMERITHRAX;
MAJOR CASE 184;
OO:WF

Synopsis: To submit to the file laboratory report provided by the United States Postal Inspection Service (USPIS) Forensic Laboratory.

Reference: 279A-WF-222936-LAB Serial 1476
279A-WF-222936-LAB Serial 1490

Enclosure(s): One (1) original two (2) page USPIS Forensic Laboratory Report, Case No. 1197-1618347-LAB(2) - Lab File No. 9-957-002016(1), dated 03/08/2007.

Details: In January 2007, the FBI requested the United States Postal Inspection Service (USPIS) Forensic Laboratory conduct handwriting comparisons of Bruce Ivins' known handwriting exemplars to photographs of three (3) biological sample tube labels from a notebook inside a Biological Safety 3 suite at the United States Army Medical Research Institute of Infectious Diseases (USAMRIID): one (1) with the writing "Ames Strain RMR 1029 from Dugway (1997) Bruce Ivins 2/27/02" and the other two (2) with the writing "Dugway Ames Spores - 1997". It was also requested that the known handwriting exemplars be compared to photographs of two (2) United States Postal Service parcels, one (1) addressed to [REDACTED] and the second addressed to [REDACTED] and to the original anthrax attack letters/envelopes.

USPIS was provided forty nine (49) photocopied pages of known handwriting of Bruce Ivins; 1A-7059 - Copies of 1A-7012 (cd-rom and fourteen (14) photograph print-outs) of FBI

070782.ec

b6
b7C

SA

To: Washington Field From: Washington Field
Re: 279A-WF-222936-LAB, 03/19/2007

Repository Sample entries at USAMRIID, Bldg 1412; and one (1) cd-rom and five (5) prints of two (2) USPS parcels. Upon completion of the examination by USPIS, the aforementioned items were returned via U.S. Postal Service Registered Mail, tracking number RB 595 640 654 US, and have been placed in the case file, 1A-7059 and 1A-7204. In addition, the original laboratory report prepared by Robert J. Muehlberger, Laboratory Director, Forensic Document Examiner, has ben enclosed with this EC.

♦♦



Forensic Laboratory Examination Report

United States Postal Inspection Service
Forensic Laboratory Services
22433 Randolph Dr
Dulles, VA 20104-1000

March 08, 2007

Case No. 1197-1618347-LAB(2) - Lab File No. 9-957-002016 (1)
Type of Examination: Questioned Documents
Request Date(s) 01/11/2007



SA FBI Washington Field Office
7799 Leesburg Pike
Falls Church, VA 22043

ALL FBI INFORMATION CONTAINED
HEREIN IS UNCLASSIFIED
DATE 01-05-2009 BY 65179 dmh /baw

b6
b7C

PROBLEM:

Determine whether or not the questioned entries appearing in the printed digital images (also contained on CD) of three labels; one depicting the writing "Ames strain RMR 1029 from Dugway Bruce Ivins (1997) 2/27/02" and two depicting the writing "Dugway Ames spores - 1997" were written by Bruce E. Ivins, whose known writings are depicted in the photocopies of various course of business documents.

Determine whether or not the questioned entries appearing in the printed digital images (also contained on CD) of two parcels; one addressed [redacted] and the second addressed [redacted] were written by Bruce E. Ivins, whose known writings are depicted in the photocopies of various course of business documents.

b6
b7C

Determine whether or not the questioned entries appearing on the "anthrax" envelopes and letters (photographic copies retained in the laboratory) were written by Bruce E. Ivins, whose known writings are depicted in the photocopies of various course of business documents.

FINDINGS:

Bruce E. Ivins probably wrote the original of the questioned entries appearing in the printed digital images of the three labels described above.

Bruce E. Ivins probably wrote the original of the questioned address entries appearing in the printed digital images of the two parcels.

Bruce E. Ivins probably did not write the writings appearing on the "anthrax" envelopes and letters.

REMARKS:

The qualified findings expressed above are due to the lack of original documents from which the examination and comparisons were conducted. The submission of the original

questioned and known writings could provide for more definitive findings. In addition, the submission of known exemplars reflecting the writings appearing on the "anthrax" envelopes and letters would need to be examined prior to fully eliminating Bruce E. Ivins as the writer of these questioned writings.


The request for examination was submitted by FBI Special Agent [redacted] under their File Nos. 279A-WF-222936-LAB and 279A-WF-222936-SCI24. This examination is also in reference to U. S. Inspection Service Case No. 0884-1348038-DMI(1).

b6
b7C

EXHIBITS:

The exhibits described in this report of examination, with the exception of the photographic copies of the "anthrax envelopes and letters, were hand carried to the laboratory by FBI Special Agent [redacted] on January 11, 2007. All submitted exhibits are returned with this report.

b6
b7C



Robert J Muenlberger
Laboratory Director

Telephone: [redacted]
Fax: 703-406-7115

b6
b7C

This is an official FLS examination report only if it contains an original signature of the forensic analyst.

FEDERAL BUREAU OF INVESTIGATION

Precedence: ROUTINE

Date: 03/25/2008

To: Washington Field

Attn: Evidence Control Center

From: Washington Field

Amerithrax-2

Contact: SA [REDACTED]

Approved By: [REDACTED]

Drafted By: [REDACTED]

Case ID #: 279A-WF-222936-LAB (Pending) - 1553
279A-WF-222936-EVIDENCE (Pending) - 240

Title: AMERITHRAX
Major Case 184

Synopsis: To request permanent charge out of items of evidence listed below.

Details: Pursuant to captioned investigation the following items were collected for analysis as evidence related to the anthrax attacks in the Fall of 2001.

1B#	Barcode#	Description
-----	----------	-------------

1B1360	E02152610	[REDACTED] USAMRIID" "ONE GLASS VACCINE VIAL LABELED "ORG: BACILLUS ANTHRACIS" STRAIN AMES CONC: 3.26 X 10 8 CFY/ML LOT #30 JUL 97 BASP GAMMA IRRADIATED"
1B1408	E02152750	"DR. BRUCE E. IVINS (USAMRID) SCIENTIST / BACTERIOLOGY DIVISION" "ONE CARDBOARD SHIPPING CONTAINER FROM [REDACTED] [REDACTED] AND 1 AGAR SLANT WITH BACILLUS ANTHRACIS AMES"

The two (2) items listed above contain *Bacillus anthracis* Ames organisms, and will not be returned to WFO. WFO requests that these items be permanently charged out from the Evidence Control inventory.

[REDACTED] 08601.wpd

b6
b7C

ALL INFORMATION CONTAINED
HEREIN IS UNCLASSIFIED
DATE 01-05-2009 BY 65179 dmh /baw

b6
b7C

b6
b7C
b7E

To: Washington Field From: Washington Field
Re: 279A-WF-222936,03/25/2008

<u>1B#</u>	<u>Barcode#</u>	<u>Description</u>
1B4365	E02182565	[REDACTED] USAMRIID, BUILDING [REDACTED] "THREE (3) TUBES 1) FALCON TUBE WITH UNKNOWN SUBSTANCE 2) FALCON TUBE WITH UNKNOWN SUBSTANCE, CLUMPS, YELLOWISH IN COLOR 3) FALCON TUBE CONTAINING FIVE (5) SMALLER TUBES OF UNKNOWN SUBSTANCES"
1B4360	E02182560	[REDACTED] USAMRIID, BUILDING [REDACTED] "SIXTY-NINE (69) MICROBIAL SAMPLES (FOR REFERENCE, SEE ATTACHED SPREADSHEET)"

b6
b7C

At 10:00am on 11/02/2007, the two (2) items listed above were released to the custody and control of the National Bioforensic Analysis Center (NBFAC) under contract by the FBI Laboratory Division, Chemical Biological Sciences Unit. It is requested that these items also be removed from the Evidence Control inventory.

<u>1B#</u>	<u>Barcode#</u>	<u>Description</u>
1B4173	E03828308	[REDACTED] "ONE (1) BIOREACTOR VESSEL"

b6
b7C

The above listed item is also under the custody and control of the NBFAC and is requested for removal from the Evidence Control inventory.

To: Washington Field From: Washington Field
Re: 279A-WF-222936, 03/25/2008

Set Lead 1: (Action)

WASHINGTON FIELD

AT EVIDENCE CONTROL CENTER

Request the five (5) items listed in the body of the message above, be removed from the Evidence Control inventory.

♦♦



08601.wpd



FBI Laboratory

2501 Investigation Parkway
Quantico, Virginia 22135

REPORT OF EXAMINATION

To: Washington Field Office
SA [redacted]
AMX-2/NVRA

Date: April 7, 2008

Case ID No.: 279A-WF-222936-LAB-1554

Lab No.: 060816013 [redacted]

b6
b7c

Reference: Communication dated August 14, 2006

Your No.:

Title: AMERITHRAX;
MAJOR CASE 184

Date specimens received: August 16, 2006

The items listed below were examined in the Latent Print Operations Unit:

Items from (USAMRIID):

- Q2071 Glass tube "R" (1B3415, Item #324, E03801606)
- Q2072 Glass tube "PrepIII (1B3416, Item #325, E03801607)
- Q2073 Glass tube "1851" (1B3417, Item #326, E03801608)
- Q2074 Glass tube "1...S1..." (1B3418, Item #327, E03801609)
- Q2075 Glass tube "S102" (1B3419, Item #329, E03801610)
- Q2076 Glass tube "18A1 try2" (1B3420, Item #330, E03801611)
- Q2077 Glass tube "18A1..." (1B3421, Item #331, E03801612)

Page 1 of 7

1 - 279A-WF-222936-SCI24


For Official Use Only

ALL INFORMATION CONTAINED
HEREIN IS UNCLASSIFIED
DATE 01-05-2009 BY 65179 dmh /baw

Q2078 Glass tube "Spores" (1B3422, Item #332, E03801613)
Q2079 Glass tube "A102" (1B3423, Item #333, E03801614)
Q2080 Glass tube "S102 try2" (1B3424, Item #334, E03801615)
Q2081 Glass bottle "100ml" (1B3425, Item #335, E03801616)
Q2082 Plastic tube "4" (1B3426, Item #337, E03801617)
Q2083 Plastic tube "1 orig." (1B3427, Item #338, E03801618)
Q2084 Plastic tube "6" (1B3428, Item #339, E03801619)
Q2085 Plastic tube "OML" (1B3429, Item #340, E03801620)
Q2086 Plastic tube "1" (1B3430, Item #341, E03801621)
Q2087 Plastic tube "2 orig." (1B3431, Item #342, E03801622)
Q2088 Plastic tube "RMX 2" (1B3432, Item #343, E03801623)
Q2089 Plastic tube "4 orig." (1B3433, Item #344, E03801624)
Q2090 Plastic tube "Sediment" (1B3434, Item #345, E03801625)
Q2091 Plastic tube "6 orig." (1B3435, Item #346, E03801626)
Q2092 Glass tube "AMES" (1B3469, Item #388, E03801659)
Q2093 Glass tube "ANR PN02" (1B3470, Item #389, E03801660)
Q2094 Glass tube "14S1 re-run" (1B3472, Item #391, E03801662)
Q2095 Plastic tube "Mouse Sera" (1B3473, Item #392, E03801663)
Q2096 Glass bottle "Stern pJPB2" (1B3474, Item #393, E03801664)
Q2097 Plastic tube "D94-04...B2" (1B3476, Item #395, E03801666)

Page 2 of 7

06081601




b6
b7C

For Official Use Only

Q2098 Glass tube "Immune Monkey Serum" (1B3477, Item #396, E03801667)
Q2099 Plastic tube "Sterile Normal Rabbit" (1B3478, Item #397, E03801668)
Q2100 Plastic tube "NaAc" (1B3479, Item #398, E03801669)
Q2101 Plastic tube "Sterne Spores" (1B3480, Item #399, E03801670)
Q2102 Glass tube "18S1" (1B3481, Item #400, E03801671)
Q2103 Glass tube "Stern pJB1" (1B3482, Item #401, E03801672)
Q2104 Glass tube "ANR" (1B3483, Item #402, E03801673)
Q2105 Plastic tube "ANR pJPB1" (1B3484, Item #403, E03801674)
Q2106 Glass tube "Sterne pJB2" (1B3485, Item #404, E03801675)
Q2107 Glass tube "pPA102" (1B3486, Item #405, E03801676)
Q2108 Glass tube "ANR pPA102" (1B3487, Item #406, E03801677)
Q2109 Plastic tube "Ames Stock" (1B1873, Sample 22, E03595403)
Q2110 Plastic tube "Ames Spores" (1B1881, Sample 11, E03595395)
Q2111 Flask (1B1872, Item #1029, E03595404)
Q2112 Beaker (1B3471, Item #390, E03801661)
Q2113 Test tube rack (1B3468, Item #387, E03801658)
Q2114 Test tube rack (1B3475, Item #394, E03801665)
Q2115 Aluminum foil with tape (1B3492, Item #411, E03801682)
Q2116 Cardboard box "Nalgene" (1B3489, Item #408, E03801679)
Q2117 Cardboard box "VWR Scientific" (1B3490, Item #409, E03801680)

Page 3 of 7

060816013



b6
b7c

For Official Use Only

Q2118 Cardboard box [REDACTED] (1B3467, Item #386, E03801657)

Q2119 Cardboard box "Sigma" (1B3491, Item #410, E03801681)

Q2120 Cardboard box "Mikesell BA" (1B3494, Item #413, E03801684)

Q2121 Cardboard box [REDACTED] (1B3495, Item #414, E03801685)

b6
b7C

This report is being issued by the Latent Print Operations Unit.


Results of Examinations:


One latent fingerprint of value was developed on Q2111, a Flask. No latent prints of value are present or were developed on the remaining specimens.

The latent fingerprint is not a fingerprint of the following individuals: [REDACTED]



[REDACTED] BRUCE EDWARDS IVINS, April 22, 1946; [REDACTED]





b6
b7c

Page 5 of 7

060816013



b6
b7c

For Official Use Only




b6
b7C

Automated latent fingerprint searches were conducted, but no identification was effected. The latent fingerprint was added to the Unsolved Latent File (ULF) and you will be advised by a supplemental report if an identification is made.

Remarks:


No fingerprints were located in our files for following individuals:



b6
b7C

The results of the latent print examinations conducted in Case ID number 279A-WF-222936-SCI24 will be furnished separately.

For questions about the content of this report, please contact Fingerprint Specialist



b6
b7C

For questions about the status of your submission, please contact the Request Coordinator



b6
b7C

The specimens, along with a photograph of the reported latent print, are being returned under separate cover.



Latent Print Operations Unit




b6
b7C

This report contains the opinions/interpretations of the examiner(s) who issued the report.

Page 7 of 7

060816013



b6
b7C

For Official Use Only



U.S. Department of Justice

Federal Bureau of Investigation

In Reply, Please Refer to

File No. 279A-WF-222936-LAB-1476✓
279A-WF-222936-SCI24 -8

Washington Field Office
Northern Virginia Resident Agency
7799 Leesburg Pike
Falls Church, Virginia

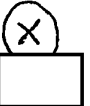
January 11, 2007

Attention: Robert J. Muehlberger
Laboratory Director
U.S. Postal Inspection Service (USPIS)
National Forensic Laboratory
Dulles, Virginia

b6
b7C

RE: To request USPIS National Forensic Laboratory conduct handwriting analysis and comparison of known handwriting exemplars of Bruce Ivins with photographs of biological sample tube labels, two (2) U.S. Postal Service (USPS) parcels, and the four recovered 2001 anthrax attack letters and envelopes

Reference: USPIS Forensic Laboratory Report, Case No. 0884-1348038-DMI(1) Lab No. 9-119-00594(6), dated 09/28/2006.



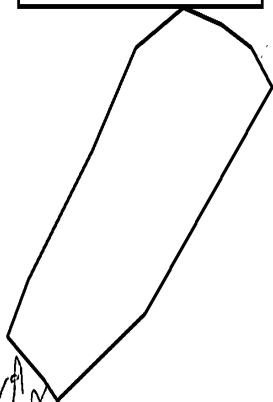
Dear Mr. Muehlberger:

Based on the previous issued report referenced above, it was determined that the same writer produced the hand printed entries depicted in the digital images of three (3) labels: one (1) with the writing "Ames Strain RMR 1029 from Dugway (1997) Bruce Ivins 2/27/02" and two (2) with the writing "Dugway Ames Spores - 1997". At the time of submission, no known handwriting exemplars were provided for comparison. Included under cover of this letter are known handwriting exemplars of Bruce Ivins. It is requested that these known writings be used for comparison to the labels described above. The exhibits, consisting of one (1) cd-rom and 14 prints of the digital images appearing on the cd-rom are being re-submitted for this analysis (279A-WF-222936-1A 7059).

In addition, it is also requested that the known exemplars of Bruce Ivins be utilized for comparison to the color photographs (digital cd-rom of images also provided) of two (2).

070091

SA



b6
b7c



USPS parcels. Five (5) color photographs and a cd-rom containing the images in digital format are being provided for examination.

Lastly, although known samples of Bruce Ivins handwriting have been provided for various comparisons in the past, it is requested that these additional pages of known handwriting samples be utilized and compared to the writings on the original four (4) anthrax attack letters/envelopes.

For clarification of this request or any additional information, please contact SA [REDACTED]

[REDACTED] Thank you in advance for your time and assistance in this matter.

b6
b7C

Sincerely,

[REDACTED]
[REDACTED]
Inspector In Charge

[REDACTED]
By [REDACTED]
R. [REDACTED]
Supervisory Special Agent

b6
b7C

FEDERAL BUREAU OF INVESTIGATION

Precedence: ROUTINE

Date: 03/11/2008

To: Laboratory

Attn: UC [redacted] CRRU
UC [redacted] CBSU

Washington Field

IIC [redacted]

From: Washington Field

Squad AMX 2/NVDA

Contact: SA [redacted]

b6
b7C

Approved By: [redacted]

Drafted By: [redacted]

Case ID #: ✓279A-WF-222936-LAB (Pending)-1547

Title: AMERITHRAX
MAJOR CASE 184

Synopsis: Request CRRU to conduct appropriate forensic examinations of submitted documents.

Reference: 279A-WF-222936-LAB Serial 1536

Enclosure(s): One (1) copy of a Cipher, with explanation for use; one (1) copy each of four the four letters and envelopes used in the 2001 anthrax mailings.

Details: Captioned matter is predicated on the anthrax mailings of 2001 to the *New York Post*, Tom Brokaw of NBC News, and U.S. Senators Tom Daschle and Patrick Leahy.

Investigation has determined that a subject of the ongoing AMERITHRAX investigation, BRUCE IVINS, was at one time in possession of a Cipher used by Kappa Kappa Gamma (KKG) to code its ritual information. KKG is a national secret sorority for collegiate women. IVINS has a self-described obsession with the organization, which has been confirmed through investigation and has lead IVINS to steal ritual information, vandalize KKG houses, and post derogatory information about the organization online. Although IVINS claims to have discarded the Cipher, he is very familiar with the document and can accurately describe the code and its application.

Additionally, recent information developed in the investigation indicates that IVINS has a significant interest in

To: Laboratory From: Washington Field
Re: 279A-WF-222936-LAB, 03/11/2008

codes. This is highlighted by the fact that he holds the book by Douglas R. Hofstadter, *Godel, Escher, Bach: an Eternal Golden Braid* (GEB), in high regard and has given 'his favorite' book to friends. In part GEB discusses to what extent DNA holds the universal code for life and how the DNA bases [adenine (A), guanine (G), cytosine (C), and thymine (T)] are decoded, via base triplets (codons), into proteins and cellular constituents. Along with GEB an article about the linguistics within DNA was recovered. This article focused on identifying sequences, or patterns of sequences, within DNA which could be used to identify or predict which regions within the DNA contain genes. IVINS also has communicated with Janna Levin author of the novel *A Madman Dreams of Turning Machines*, about mathematician Kurt Godel and cryptographer Alan Turning.

In support of the AMERITHRAX investigation, Laboratory Division, Cryptanalysis and Racketeering Records Unit (CRRU) is requested to conduct all logical analysis of the Cipher and its possible application to the letters and envelopes used in the 2001 mailings. In addition to application of the Cipher to the mailings, CRRU is also requested to consider and advise the AMERITHRAX Task Force of other possible applications of the Cipher to this crime, in light of IVINS's obsession with KKG and interest in codes. Copies of the Cipher are enclosed for use along with copies of the four letters and envelopes. At the request of KKG and with the concurrence of the AMERITHRAX Task Force, all references to KKG have been redacted from the Cipher but do not affect its application.

To: Laboratory From: Washington Field
Re: 279A-WF-222936-LAB, 03/11/2008

LEAD(s) :

Set Lead 1: (Action)

LABORATORY

AT CRRU, QUANTICO, VA

CRRU is requested to conduct all logical analysis of the Cipher and its possible application to the letters and envelopes used in the 2001 anthrax mailings. In addition to application of the Cipher to the mailings, CRRU is also requested to consider other possible applications of the Cipher to this crime, in light of IVINS's obsession with KKG.

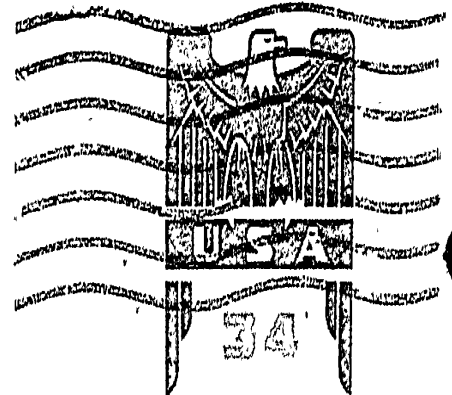

Set Lead 2: (Info)

LABORATORY

AT CBSU, QUANTICO, VA

Read and clear.


♦♦



EDITOR
NEW YORK POST
1211 AVE. OF THE AMERICAS
NEW YORK NY 10036

10036+2701



John H.



TOM BROKAW
NBC TV
30 ROCKEFELLER PLAZA
NEW YORK NY 10112

10112-0002


4TH GRADE
GREENDALE SCHOOL
FRANKLIN PARK NJ 08852



SENATOR DASCHLE
509 HART SENATE OFFICE
BUILDING
WASHINGTON D.C. 2051

20510/4103

4TH GRADE
GREENDALE SCHOOL
FRANKLIN PARK NJ 08852



SENATOR LEAHY
433 RUSSELL SENATE OFFICE
BUILDING
WASHINGTON D.C. 20510-4502

20510+4502



012
11/18/04

09-11-01

THIS IS NEXT

TAKE PENACILIN NOW

DEATH TO AMERICA

DEATH TO ISRAEL

ALLAH IS GREAT

09-11-01

THIS IS NEXT

TAKE PENACILIN NOW

DEATH TO AMERICA

DEATH TO ISRAEL

ALLAH IS GREAT

09-11-01

YOU CAN NOT STOP US.

WE HAVE THIS ANTHRAX.

YOU DIE NOW.

ARE YOU AFRAID?

DEATH TO AMERICA.

DEATH TO ISRAEL.

ALLAH IS GREAT.

ALL INFORMATION CONTAINED
HEREIN IS UNCLASSIFIED
DATE 01-05-2009 BY 65179 dmh /baw

09-11-01

YOU CAN NOT STOP US.

WE HAVE THIS ANTHRAX.

YOU DIE NOW.

ARE YOU AFRAID?

DEATH TO AMERICA.

DEATH TO ISRAEL.

ALLAH IS GREAT.

ALL INFORMATION CONTAINED

HEREIN IS UNCLASSIFIED

DATE 01-05-2009 BY 65179 dmh /baw

all
pg 2/11
3/10/01

Leahy

FEDERAL BUREAU OF INVESTIGATION
FOIPA
DELETED PAGE INFORMATION SHEET

No Duplication Fees are charged for Deleted Page Information Sheet(s).

Total Deleted Page(s) ~ 2
Page 54 ~ b6, b7C
Page 55 ~ b6, b7C