


Front view of paddle found on the shore of Angel Island
(Photo by SA [REDACTED] 6/14/62)


672



Rear view of paddle found on the shore of Angel Island.
Note the bolt used in its construction. These bolts are
brass and an abundant supply of these bolts was found in
the area used by the Subjects as a work area over the cell
block.

(Photo by SA [redacted] 6/14/62)

79




Lateral view of paddle found on the shore of Angel Island.
Note the peeling effect which the salt water had on the
two sections of quarter-inch plywood used in the construction
of the paddle.

(Photo by SA [redacted] 6/14/62)

7C






Mat of human hair and small swatches of hair shown here were located, rolled in the blue prison issue handkerchief under the bed of CLARENCE ANGLIN. Note the manner of tying the hair in swatches with fine thread, resulting in a "pony tail" effect which enabled the Subjects to glue the hair to the dummy heads in an overlapping fashion, thus effecting a lifelike head of hair.

(Photo by SA [REDACTED] 6/14/62)

674

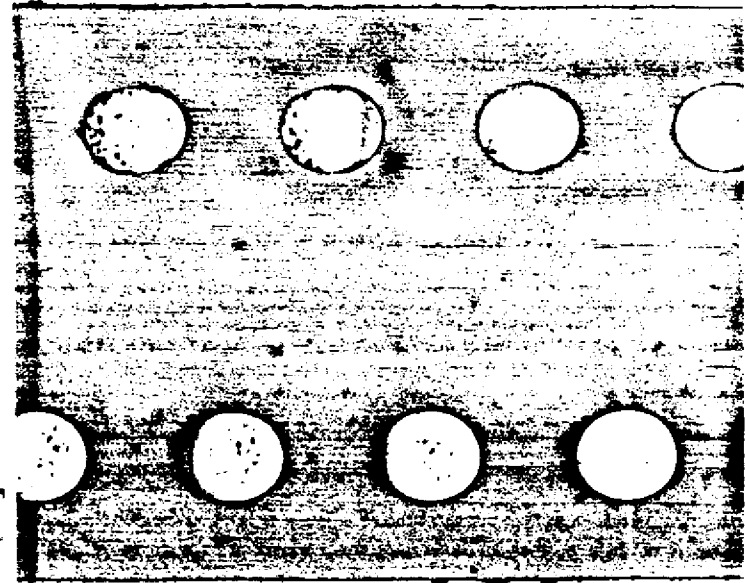






Rear view of paddle found under the catwalk on the roof of cell block B. Note brass bolts used in its construction. These are identical to bolts used in construction of paddle found on shore of Angel Island.

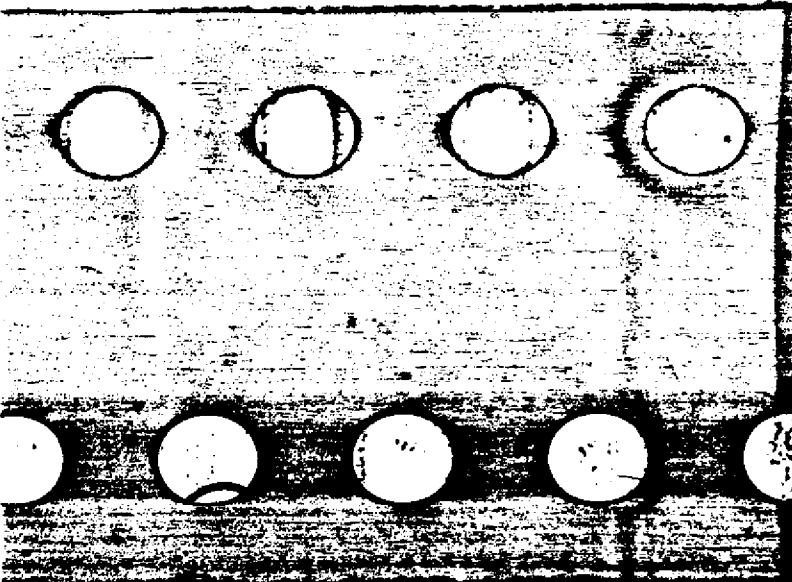
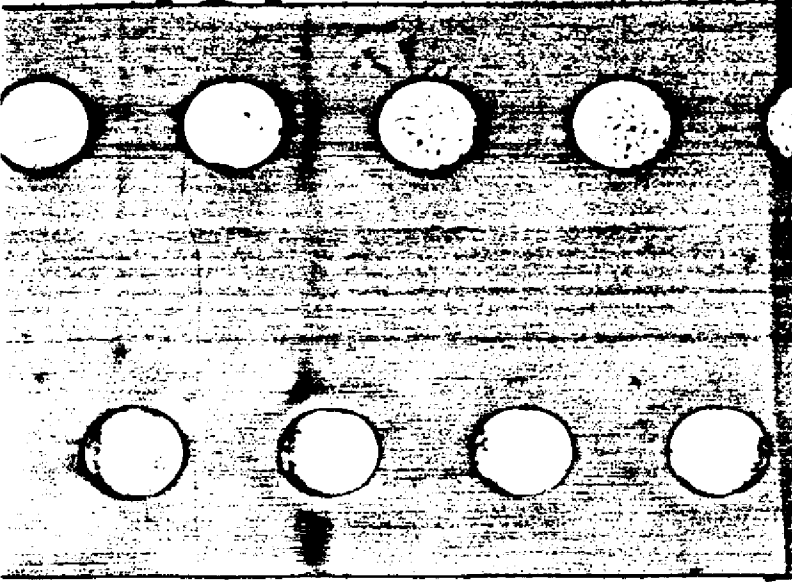
(Photo by SA [redacted])

6/14/62

5/19










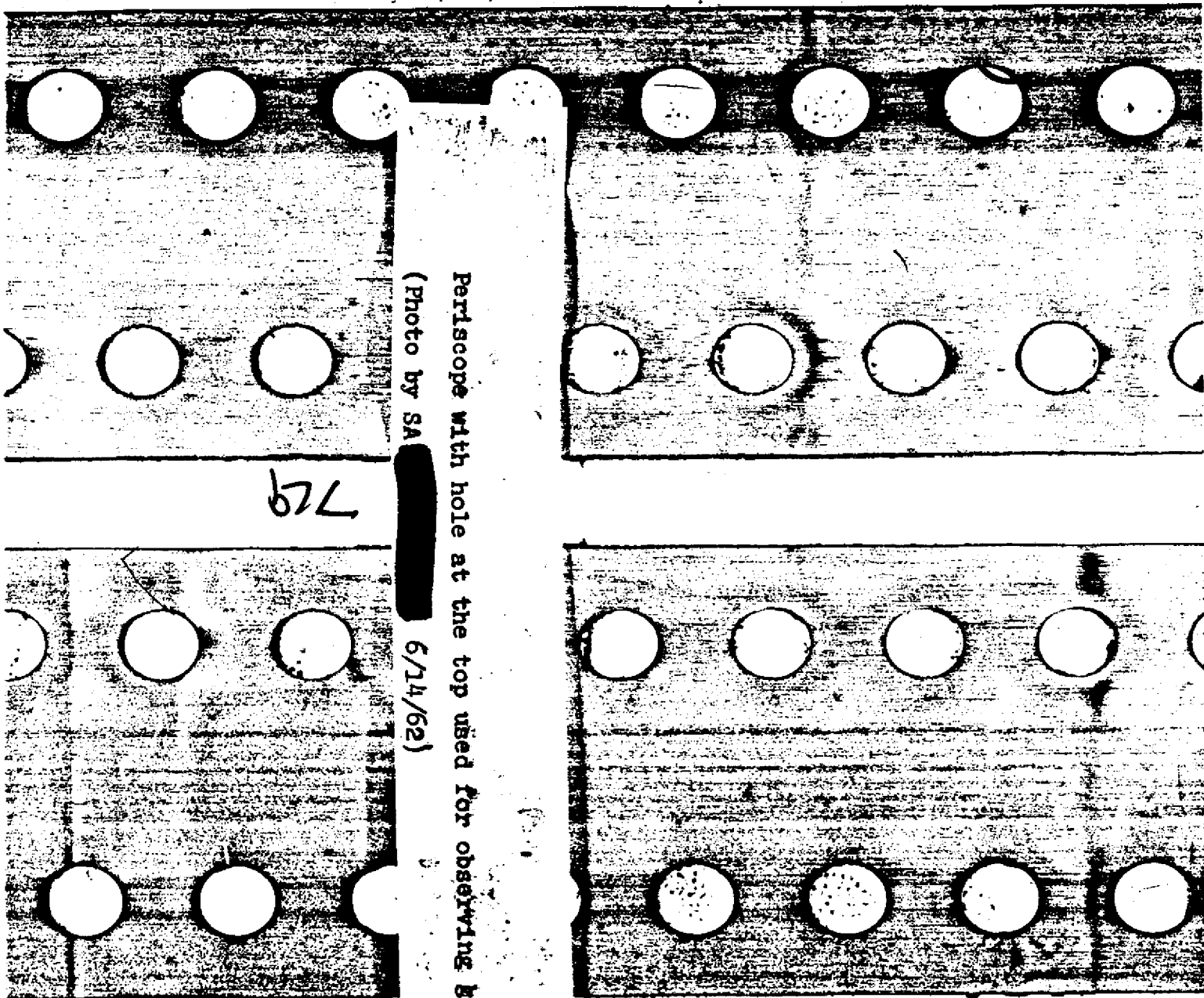
(Photo by SA [redacted] 6/14/62)

Lateral view of paddle found under catwalk on roof of cell block B. Note construction from two pieces of quarter-inch plywood similar to construction of paddle found on shore of Angel Island.





1789




Pertscope with hole at the top used for observing guards.

(Photo by SA



6/14/62)

719



Periscope photographed flat on a table with hole at the left.

(Photo by SA [REDACTED] 6/14/62)

79



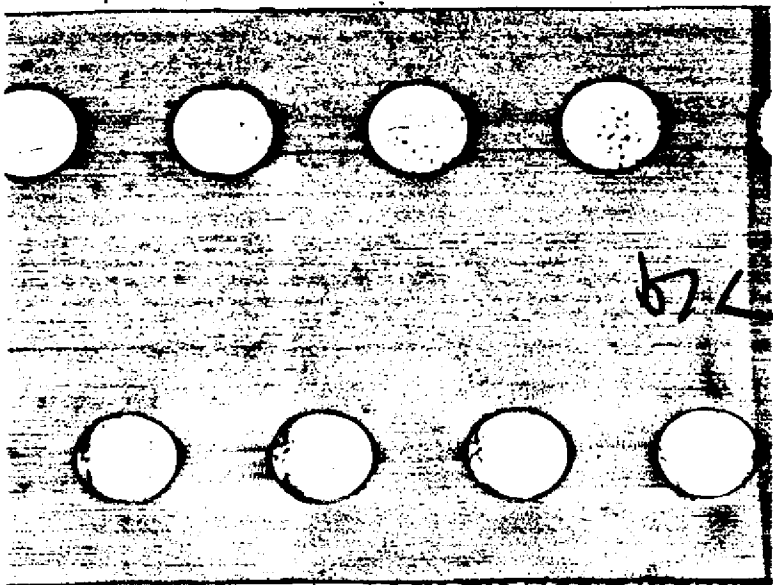
This is the middle of the periscope broken apart, which shows the detail of construction since the length of the periscope was not available in the length of the art board. Note overlapping arrangement to provide additional strength at the joint. Small nails were used to assemble. The black edging material is book binding tape.

(Photo by SA [REDACTED] 6/14/62)


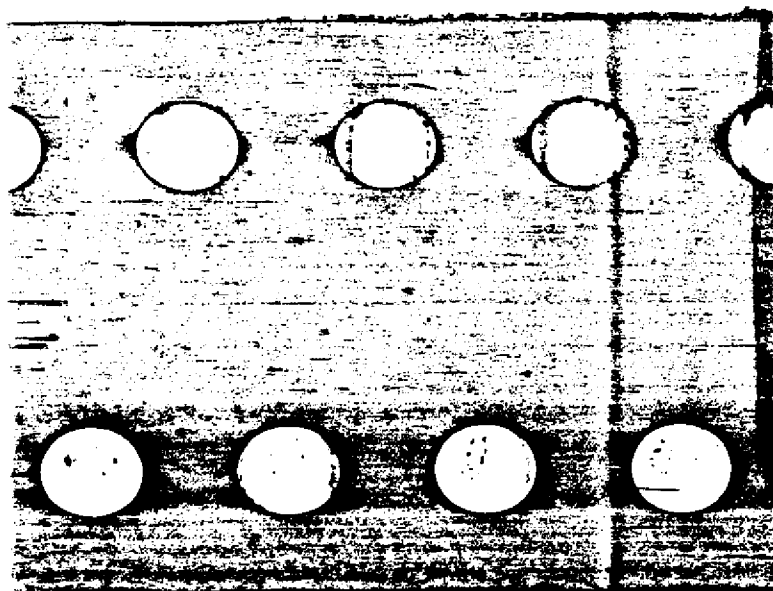

677



1795



Another view of the discarded raft.
(Photo by SA [REDACTED] 6/14/62)





This is a close-up of the wooden plug or valve looking directly down upon it. This was the boat that Subjects apparently abandoned as impractical.

(Photo by SA [redacted] 6/14/62)

769




1799

25-12

This is an inside view of the discarded part showing the reverse side of the valve which indicates that some type of air-check system would have been used.

(Photo by SA [redacted] 6/14/62)

79



Photograph of the tools and equipment fashioned from readily available objects by the Subjects. The ones that are identifiable are as follows: lower center, sharpened spoon handles which were used in penetrating cell walls; center, the object which looks like a radio speaker is a motor removed from a vacuum cleaner and utilized as a drill; the round object immediately above the drill is a housing which was apparently fitted over the vacuum cleaner motor to quiet the noise when it was in operation; upper right, pieces of electrical cord; middle left, these bolts with nuts, shafts and sleeves may have been used as means of applying pressure in spreading bars; extreme upper left, this is a homemade two-cell flashlight using two penlight batteries, the case is made out of plastic and illumination obtained by making contact with the exposed portion of the bulb and the small piece of metal immediately above and to the right of the bulb. The other items apparently are scraping, digging, cutting and gouging tools. Of added interest is the fact that all of these objects had been discarded by placing them in a five gallon paint bucket filled with liquid paint cement and allowed to harden, thus hoping to avoid detection. This bucket was located in the Subjects' "work shop" on top of the cell block.

(Photo by SA [REDACTED] 6/14/62)

b7c



1803

6-7

A front view of the type of raincoat which was used by the Subjects in fashioning yoke vests and inflatable rafts.

(Photo by SA [REDACTED] 6/14/62)

67L



17A

Rear view of the type of raincoat used by the Subjects
in fashioning life preservers and rafts.

(Photo by SA [REDACTED] 6/14/52)

67L



Four dummy heads used by Subjects to conceal their absence from their bunks. First head on the left found in cell No. 152, occupied by CLARENCE ANGLIN, second head from the left found in the cell occupied by JOHN ANGLIN, third head (with broken nose) found in the cell occupied by FRANK LEE MORRIS, fourth head (no chin) found in pant leg under bed in cell of [redacted] not used in break.

(Photo by SA [redacted] 5/14/62)

719



Profile of dummy head found in cell of FRANK LEE MORRIS. This head made from cement with real hair being used to form the eyelashes, eyebrows and head cover. Note broken nose which resulted from the head's rolling off the bed and striking the floor when the guard reached through the bars and pushed it.

(Photo by SA [REDACTED] 6/14/62)

67L



6/10/68
CROSS
10/1

Close-up profile of dummy head found in cell of CLARENCE
ANGLIN. The facial features on this head were molded
from soap on a cloth wadding. Note realistic eyelashes
and eyebrows formed from real hair. Dummy nicknamed "OSCAR".

(Photo by SA [REDACTED] 6/14/62)

677



1813

View of dummy head found in cell of FRANK LEE MORRIS
taken from the bottom to show electric wiring used to
form mold.

(Photo by SA [REDACTED] 6/14/62)

7C9



View of dummy head found in cell of JOHN ANGLIN taken from
the bottom to show electric wiring used to form mold.

(Photo by SA. [REDACTED] 6/14/62)

b7c



Reverse of dummy head found in cell of JOHN ANGLIN.
(Photo by SA [REDACTED] 6/14/62)

b7c



Front view of dummy head found in cell of FRANK LEE MORRIS.

(Photo by SA [REDACTED] 6/14/62)

674

1820



1821

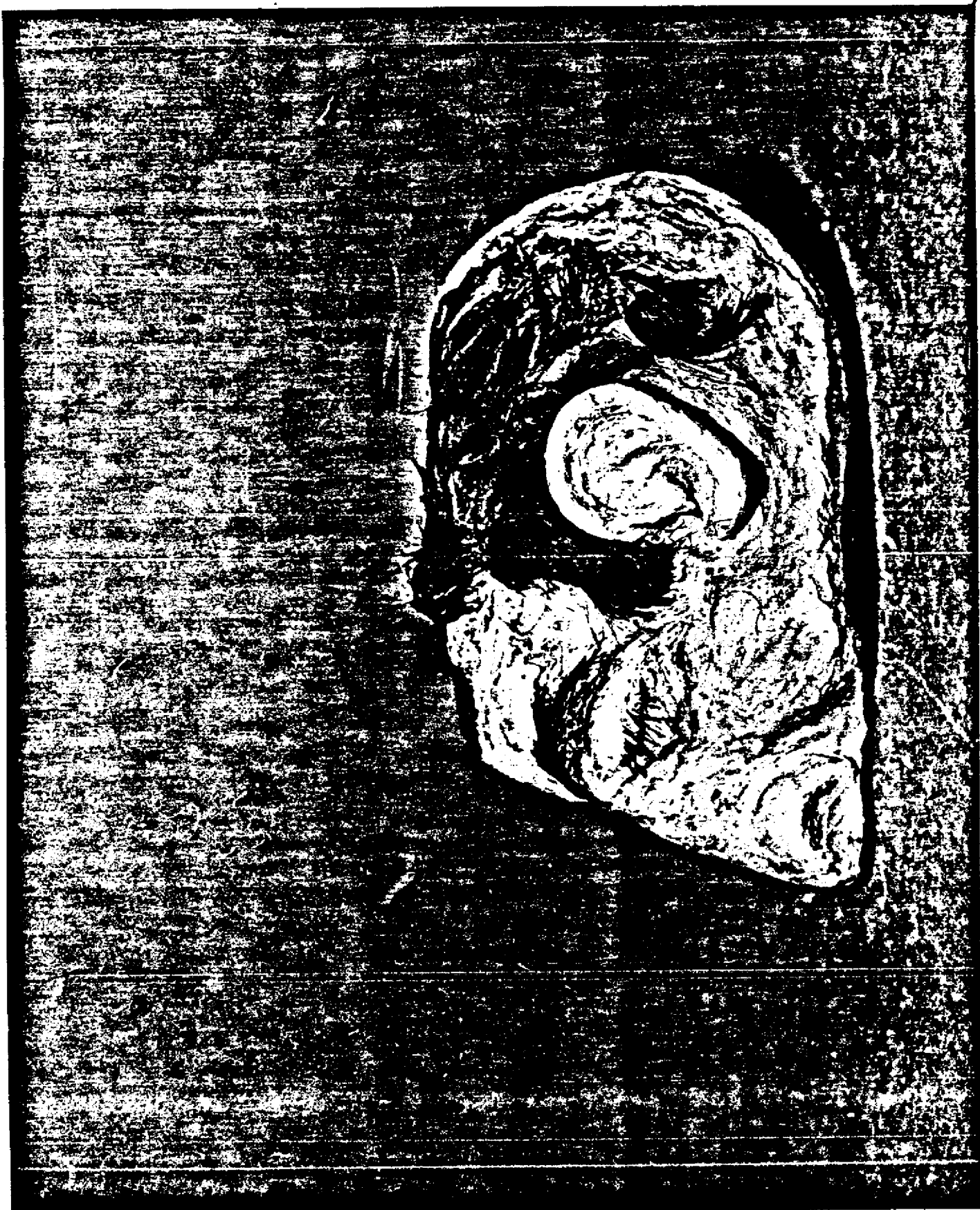
Reverse of dummy head found in cell of CLARENCE ANGLIN.

(Photo by SA [REDACTED] 6/14/62)

b7c

1822

1923



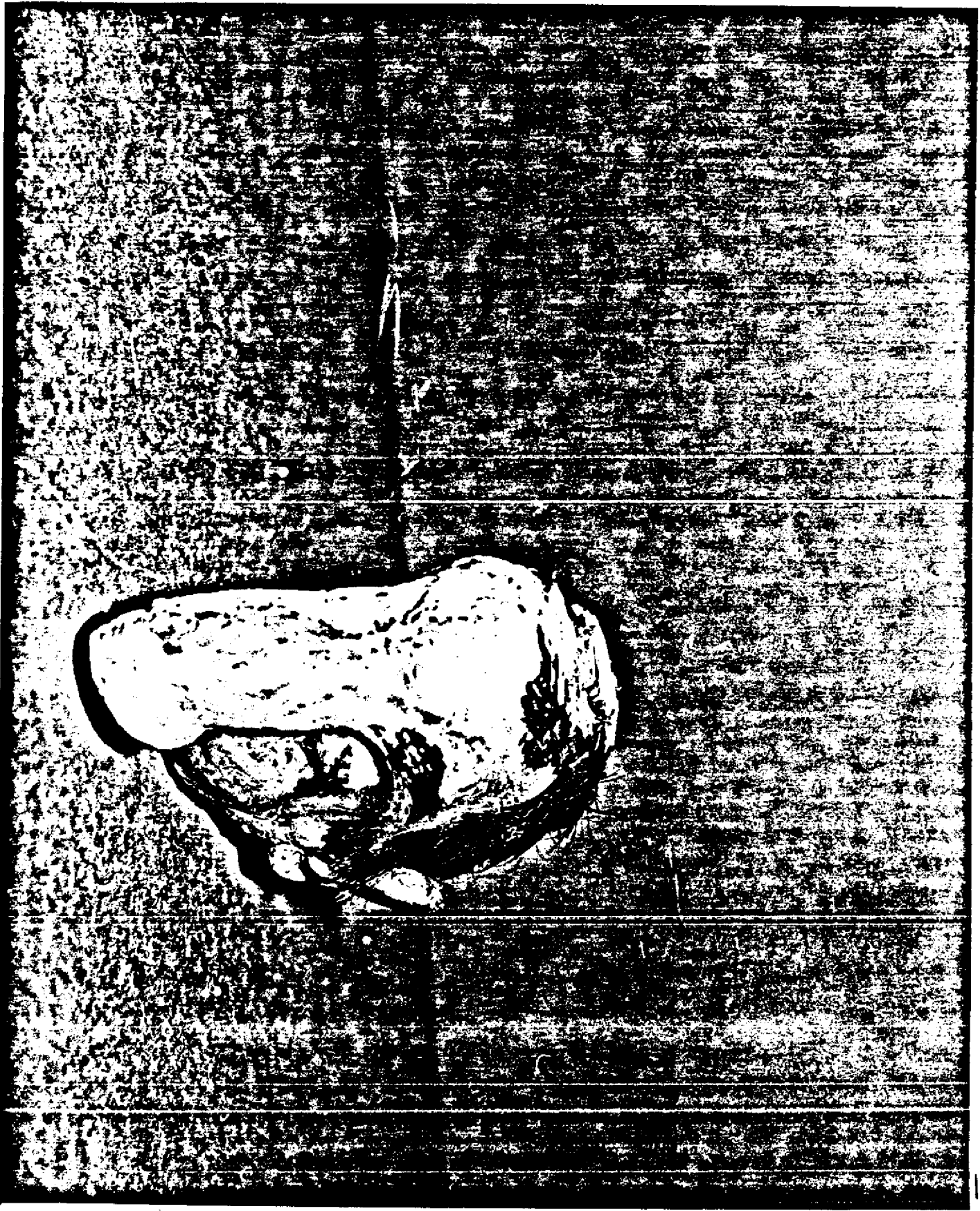
1923

Close-up profile of dummy head referred to by [redacted] as "olnk." This was the first head made and it was so funny looking and small that it was called "olnk."

(Photo by SA [redacted] 6/14/62)

b7c

b7c




Front view of dummy head found in pant leg under bed in cell of ██████████ and referred to by him as "oink." Not used in break.

(Photo by SA ██████████ 6/14/62)

b7c





Bottom view of dummy head referred to as "oink" clearly showing electrical wiring used to form the cement in this first effort at making a dummy head.

(Photo by SA [REDACTED] 6/14/62)

DE

The March, 1962, issue of "Popular Mechanics" contains an article which utilizes the technique apparently used by the Subjects in using raincoat material in preparing life preservers.

(Photo by SA [REDACTED] 6/14/62)

b7c

Owners Reports: Chevy II and Rambler

Call #40 6/13/62

POPULAR MECHANICS

MAR 1962

35 CENTS

File 6039

WHOOSH!

There Goes the

11 PM JET →

*Be First to Build
This Go-Anywhere Boat*

LOST:

 Those enticing "extras" on old-time cars

'Guest Room' In a Table


Baiters vs. Anglers—
*Here's Your Chance
To Come Out Fighting!*

Power Tower for Toting Tools



YOUR LIFE PRESERVER—

How will it behave if you need it?



PLAYING DEAD, PM's vest tester demonstrates how buoyant vest holds unconscious man's head above water

WOULD YOUR "LIFESAVER" really save your life? That sounds like a senseless question, but the answer could be important if you ever have to go over the side with one.

Have you ever actually tested your life preserver? Don't feel guilty if the answer

is no. PM's outdoors editor conducted a summer-long informal survey on the water last year, and of the hundreds of boaters, fishermen and water-sports buffs questioned, only a handful—less than five percent—had ever been in the water with the device they were staking their lives on.

NORMAL SWIMMER, below left, rides high and comfortable. Loose vest, right, slides up out of control





BUOYANT CUSHION provides fair flotation if worn correctly, left, but slips away from unconscious swimmer

To get a better idea of how the different types of lifesaving devices work, PM's editors set up a simple testing program. We sent a shopper to a nearby marine-supply store with instructions to buy one of each Coast Guard-approved device, plus a selection of other popular types. We borrowed an average-sized tester, Bayard Richards of the PM promotional staff, and the big Olympic swimming pool at Chicago's Sheraton Towers Hotel. One at a time, we fitted the devices on our "victim," threw him into the pool, and watched to see how he came up. All of the devices worked, but some worked better than others. Here's how:

For our tests, we chose a three-pad buoyant vest, a yoke-type buoyant vest, a buoyant cushion, a water-ski belt, an inflatable fisherman's vest, and a floating coat designed for hunting and fishing in cold weather. That's a good, representative selection of the devices you'll see on any summer afternoon out at the lake.

Incidentally, the much-misused term "life preserver" actually describes *only* the big jacket-type device required on boats over 40 feet or those carrying paying passengers. We didn't include this type which is seldom seen on pleasure boats. Bigger, bulkier, more expensive—and better—than

YOKE-TYPE VEST holds swimmer high and upright, left; keeps unconscious man riding high, face out of water





SKIER'S BELT proved easiest to swim in, lets swimmer tread water effortlessly—while he's in control

most other devices, such as an "official" life preserver is always Indian Orange in color, and bears its identification notice stamped or stenciled (no tags) on the canvas cover. Such preservers are inspected at the factory by the Coast Guard. But there are other approved devices, made to Coast Guard specifications without official inspection, which are identified by a cloth tag sewn on the cover.

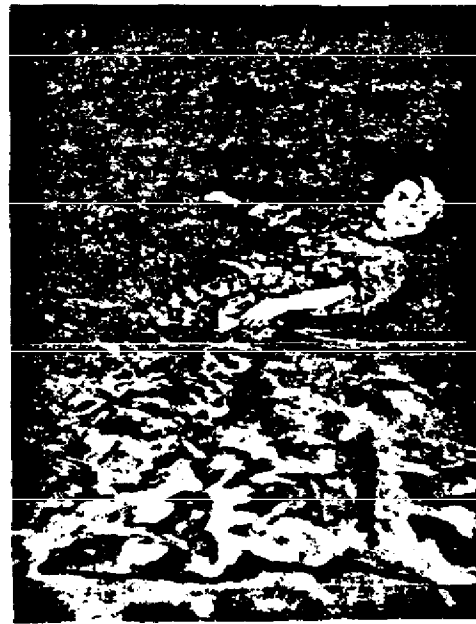
Coast Guard-approved vests and cushions are made of kapok or fibrous glass sealed in plastic film, or unicellular plastic foam, and covered with fabric or plastic material.

The soft pads are easier to wear and more comfortable; the fairly-rigid foam is more durable and can't be damaged by puncturing. All approved types give about the same amount of flotation, but there is some price difference. The foam types can cost from 25 to 40 percent more than the soft-pad types.

Buoyant vests come in two basic styles: the regular vest, usually made up of three flotation units, two fore and one aft, and worn like a jacket; and the yoke or bib type, which is one big slab of flotation with a neck hole near the top and a waist strap

(Continued to page 218)

LACKING COAST-GUARD OKAY, but effective, fisherman's vest, left, and buoyant-insulated jacket tested well



An article from November, 1960, issue of "Popular Mechanics"
from which the Subjects apparently obtained their information
on vulcanizing.

(Photo by SA  6/14/62)

b7L

6/12/60
C...
11
10
2
3

ALL THE '61 CARS IN COLOR POPULAR MECHANICS


NOVEMBER, 1960
35 CENTS

CORVAIR REAR-ENGINE WAGON



- SPECIAL—SIXTEEN CHRISTMAS GIFT IDEAS
- ROCKETS FOR CIVILIANS

RAMBLER AMERICAN
CONVERTIBLE



Rubber



By Dan Brogan

J. C. SCHULTZ, of Aberdeen, So. Dak., tried a dozen types of field decoys for goose hunting without finding one he liked. They were either too heavy or too bulky—he couldn't carry enough decoys when he took along a carload of friends—or they weren't natural enough to fool the real geese. So like a lot of do-it-yourselfers faced with an unsatisfactory product, he decided to try making his own.

The ideal material seemed to be rubber—inflatable decoys are light, easy to carry and handle, and don't take up much room when they aren't in use. Schultz bought some new raw rubber and started to experiment, but the price of the material made the decoys impractically expensive, so he tried using cast-off inner tubes, which he could pick up free at any service station or garage. Even new tubes, condemned because of a flaw, were available at little or no cost.

154

To get a pattern, he laid a freshly-killed Canadian goose on a piece of paper and outlined a two-piece pattern, but when he put the two halves together, the outline wasn't right—it bulged where it should have been flat and was flat where it should have bulged. Finally he skinned his "model," tanned the skin, and laid it out, cutting off sections and laying them out until he had a nine-piece pattern. In later experiments with mallard duck decoys, he worked out an eight-piece pattern for that size.

The first decoys, assembled with a cold-patch method and painted with decoy paint, were not a success. The seams wilted in the sun, pulling the body out of shape, and the paint, intended for wood or plastic, reflected so brightly that it frightened the geese. But vulcanized seams and rubber-base paint solved those problems, and his current decoys are so lifelike that they have been endorsed by Ducks Unlimited, a

POPULAR MECHANICS

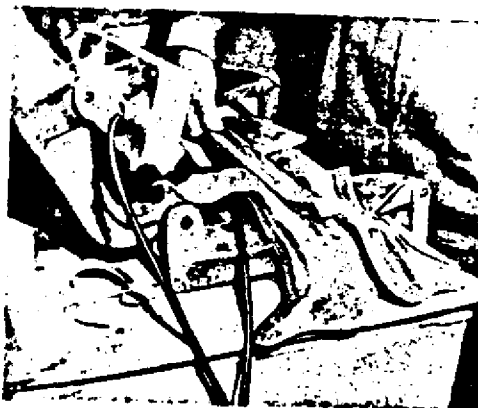
Geese



Step one—cutting the pattern for half the neck and head section from an old rubber inner tube



Step two—seam edges are buffed and spread with solvent, then vulcanized with thin raw rubber strips




Rubber seam strips control the shape of the seam—if it's stretched before vulcanizing in place, it pulls the seam, and the rubber, into the desired curve

waterfowl hunters' conservation group. To make a decoy, Schultz first slits the tube down the center, lays it open on a flat surface, and cuts out the sections with a sharp scalpel. Then he joins the sections by vulcanizing a quarter-inch strip of raw rubber over the seams. When the decoy is assembled with the seam strips inside, the joints are all but invisible.

When all the seams are sealed, he inserts an inch-long piece of soft rubber tubing at the bottom, through which the decoy can be inflated by mouth. A cork is used to close the tube. On each side of the body he vulcanizes a one-inch length of stiff rubber tubing under a square of heavy sheet rubber, so it's open through the center. These fittings allow the decoys to be set up on shore or in shallow water by inserting foot-long sections of quarter-inch steel rod as legs, then planting the legs in the ground.

To get the different head and neck positions—feeding, resting and watching—ne-



11
 10
 9
 8
 7
 6
 5
 4
 3
 2
 1



Vulcanizing takes about 15 minutes, and welds the nine cut-out sections into airtight shape. A short piece of quarter-inch tubing forms a simple valve



Mallard duck head presents a forming problem, so is must be carefully vulcanized over a wooden form

Painting in the feather pattern, Schultz finishes a goose that's hard to tell from the real thing



essary for goose decoys, he uses a slightly different pattern and forms them as needed while vulcanizing the neck seams.

To get lifelike eyes, Schultz uses a pot-metal eye mold which he built for the job. He places a quarter-inch square of raw rubber in each of the 12 sections in the mold, then turns on the heat and melts the squares into the mold. The perfect eyes are then vulcanized into place on the decoy's head.


One molding problem, in making duck decoys, was to duplicate the rounded bill and flat head of a mallard drake. To match that difficult shape, Schultz assembles the mallard head and neck section over a wooden form and vulcanizes the head over the form. When cooled, it pulls off like a rubber glove.

Once assembled and tested, the rubber decoy is ready for painting. He uses ordinary black and white rubber-base tire paint, with pigments added to produce the right colors. The biggest trick is to match the purple-blue-green iridescent color of a mallard drake's head and neck, but he finally worked out a formula that produces the difficult color every time.

The Canadian goose decoys are comparatively easy, since they're all grey, black and white. He paints the body first, mixing paint as he works from the light grey body toward the darker grey and black at the tail. Then he traces in the feather pattern on the breast, back and wings with white paint, then paints the molded eyes.

The "rubber geese" proved very successful, and also very popular with Schultz' friends and other hunters, and a market was created. Before he realized it, he was making decoys as a business. Until his recent retirement, he worked his hobby interest into a business with all the orders he could handle. ★ ★ ★

Inflated, they're full-sized model game birds, but deflated, these four would fit inside a shoe box



The article in "Sports Illustrated", May 21, 1962, entitled "Shopwalk" apparently furnished the Subjects with information as to homemade inflating equipment and diagrams of utility rubber boats and toys. It should be noted that among the pictures of inflating mechanisms is one that resembles the concertina which belonged to JOHN ANGLIN.

(Photo by SA [REDACTED] 6/14/62)

674

~~6/13/62~~ ~~Call # 138~~ 6/13/62
Call # 138

Sports

MAY 21, 1962 25 CENTS

Illustrated



JAN 6 HUS 00000845X12 40 02
B HOUSE
1462
ALCATRAZ CAL

FUN ON THE WATER

1
2
3
4
5
6
7
8
9
10
11

SHOPWALK

New inflatable toys and equipment will provide fun on the water this summer

Until some Noxy Parker of a scientist comes up with proof to the contrary, air is still lighter than water—and a whole industry continues to thrive on this bit of elementary physics. It all started with the inner tube, and the end is not yet in sight. Inflatable objects range from water toys that resemble a zoolful of colorful animals to station wagon mattresses to small boats for hunters and fishermen. Because they can be deflated when not in use, they take up very little storage space, whether in an automobile or a closet. They are lightweight, and if properly cared for will wear better and last longer than foam-composition equipment or toys.

Most good inflatables now stress safety features such as dual air chambers that are completely independent of each other and which inflate and seal separately. If a stopper should pop off accidentally or a puncture occur in one air chamber, the other air chamber will support the float until safety is reached or repairs can be made. Many seams are double laminated. Valves on some of the better equipment are designed so that they allow air to enter freely but keep it from escaping. Caps are generally added to each valve as an extra precaution.

The composition of most inflatables, whether boats, mattresses or toys, is either vinyl plastic or rubberized fabric. Inexpensive vinyl inflatables are sometimes made of reused vinyl which does not hold up well under wear. A good virgin vinyl generally runs from 12 to 14 gauge (weight and thickness). Manufacturers, however, are not required to mark the gauge of vinyl. The best way to tell the difference between vinyls is to feel and compare the thickness and weight; an inexpensive, reused vinyl is generally much thinner and lighter.

Rubberized fabric is durable and more difficult to puncture than vinyl. It is made of heavy-duty cotton duck or nylon that has been impregnated with liquid rubber. This seals the fabric, making it watertight. Mattresses and tubes made of rubberized fabric do not stick together from the inside when deflated as old rubber inner tubes do when they are stored away for the winter. The fabric is treated and powdered on the inside to prevent sticking.

Parents and nonswimmers should keep in mind that many inflatables, as well as other floating devices, are not life preservers, unless they are specifically labeled as such. Most floating objects are primarily for fun and comfort.

A wide assortment of pumps and inflators to take the work out of blowing up inflatable equipment is available this season. There are hand pumps, foot pumps, built-in pumps, replaceable CO₂ cartridges and even

WI



Life is precious. Protect it.


Take special pains to assure that the life jacket you choose will save her life when it must. A GenTex life jacket will. It is designed to turn the wearer "Face-Up" in the water even when stunned or unconscious. GenTex life jackets and skee belts are constructed of GenTex foam for safety, and molded for comfort. Boating or water skiing safety begins before the fun...when you put on a GenTex Coast Guard Approved life jacket or a GenTex Skee Belt. Write for free literature: GenTex Corporation, 450 7th Avenue, New York 1, New York



at better marine and sporting good shops everywhere

RIS says:

REALLY DIFFERENT
SHAVE SENSATION—
Williams Ice Blue
AQUA VELVA!
Is without stinging!
A brisk, manly scent!



**MEN! GET A
SHAVE THAT'S
"RAZOR-BLADE CLOSE"
WITH ANY ELECTRIC
RAZOR USE Williams
Lectric shave
REGULAR OR MENTHOL**

ETONS




SHOPWALK *continued*

an inflator that plugs into an auto dashboard. These wind-savers range in price from 70¢ to \$13.

The three inflators sketched here are from the Hirsch-Weis Canvas Company in Portland, Ore. The accordion-pleated, cone-shaped pump on top (\$5) operates by hand or foot. Manufactured in Germany, it is made of red rubber and utilizes a coil spring for fast, easy operation. The tip will fit metal valves, and it comes with an adapter to fit rubber valves. The center pump is called an all-purpose Sports-Lung (\$1.35). It is a hand-operated bellows. It is metal-reinforced on both sides, and the bellows is made of rubberized blue cloth. The rubber hose will fit any air mattress. The bottom inflator is called a Lectro-Flat air pump (\$13). It eliminates all the work of hand, foot or mouth inflation because it plugs into the lighter socket on an auto dashboard. It will inflate anything, from inflatable cushions and decoys to station-wagon mattresses, backyard swimming pools and boats. It comes with a rubber adapter hose for metal valves and operates on 12 volts.

The Voit Rubber Company has a hand-operated Inflato-Bug Air Pump (70¢) which is made of heavy plastic and is designed to trap a large volume of air through light hand pressure. Air moves through an attached tube that fits onto all oversize valves. Voit also makes a Lung Pump (\$2) of heavy-gauge vinyl that measures about 12 inches by 6 inches and is almost flat. It operates with coil-spring action for fast inflation by foot or hand. Compressed CO₂ gas cylinders or cartridges are also available for rapid inflation. They can be obtained from the Gokey Company, St. Paul (four for \$1.20, postpaid).

The large Voit two-man utility boat (\$50) is designed for hunters, fishermen, skin divers and vacationers. It is 8½ feet long, 4½ feet wide and 20 inches deep and is made of blue double-gauge extra-heavy-duty laminated vinyl. Three separate air chambers plus a concealed inner tube give it maximum safety; either of the two main chambers is supposed to keep two adults and a 30-pound motor afloat. Each air chamber has a one-way valve that lets air in but prevents it from escaping. To deflate, a small tool is inserted into the valve and is locked there until all the air has been removed. The boat comes equipped with a sea anchor, tow rope, tie-on ropes for oars, repair kit with extra deflating tools and a heavy-duty bag-type inflator. Diagrams for installing seat and motor attachments also come with the boat. Thousands of these little boats are owned by hunters and fishermen because of their usefulness and because of the ease with which they can be transported and stored. Skin divers who carry a lot of heavy gear should put an inflatable mattress in the boat to protect the craft from sharp spears and equipment.



INFLATORS COME IN A VARIETY OF SIZES

The Neptune Kayak (\$150) is a two-seater sports boat made by Metzler of West Germany for Healthways, Los Angeles. It is 6 feet long and has five air chambers. Bright red in color, it is made of extra-heavy-duty rubberized canvas. Best of all, it will fold up into a shoulder carrying bag.

Voit has copied the adult utility boat for youngsters (\$6) and added a feature that should give extra interest and enjoyment. A transparent viewing port in the bottom of the boat provides a clear underwater view. The boat is 52 inches long, 27 inches wide and 10 inches deep and has two separate air chambers with double laminated seams. There is a water chamber in the bottom of the boat that helps keep the craft upright while boarding. F.A.O. Schwarz has an inflatable boat (\$25), made in Austria of heavy-gauge vinyl, that looks like a comfortable bathtub. It is 70 inches long, 36 inches wide and 14 inches deep and has five separate air chambers, one on each of the four sides and another on the bottom. The inflatable bottom is to insure comfort as well as balance in the water.

Air mattresses have been designed this season for a wide variety of uses. Some have grommets attached to them so that two mattresses can be snapped together to make a wall-to-wall sleeping area in a station wagon. Other mattresses are made in new longer lengths to fit inside sleeping bags. The most comfortable air mattresses (all are guaranteed never to have lumps) are the ones constructed with tufts or squared quilting. These will not roll and provide a uniform and comfortable sleeping surface. Most have built-in air pumps.

F.A.O. Schwarz carries an elegant all-purpose air mattress (\$35), made in Austria, that can be used as a sunning mattress.

continued
W3




HERE

Carefree leisur
classic Ivy sty
sun-loving cok
too... only \$4.

for stores near
HICKS-POI

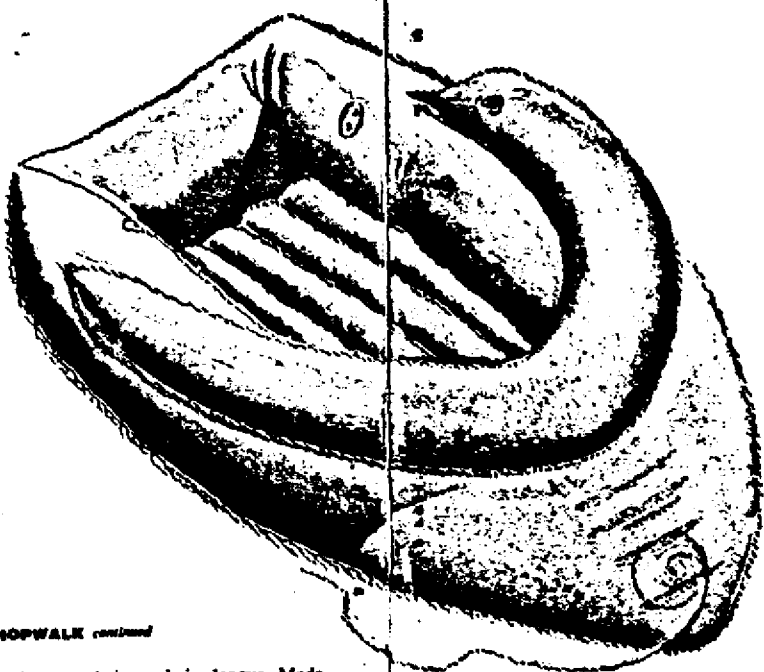
1842

RE ON
na



na

15



SNOWWALK continued

sleeping cot, chair or chaise longue. Made of red plaid rubberized fabric, it is 75 inches long by 24 inches wide. Each of the three sections inflates separately. The metal alloy frame is jointed and can be set and locked at four different angles. The legs fold for flat packing.

L. L. Bean (Freeport, Me.) makes an excellent air mattress (\$21.85) for camp, station wagon or beach. It is constructed of heavy rubberized cotton, with a special tufted construction that gives it uniform thickness throughout. Equipped with a brass rotating lock-type valve, it is 75 by 25 inches and can be used in a sleeping bag.

A double-width (72 by 47 inches) station-wagon mattress of laminated vinyl (\$6), which can also be used in the water, is made by Holiday, New York City. It features two pillows that inflate individually and two valves for the body of the mattress. Holiday also has a surfrider mattress (\$4), with a clear-plastic viewing window built in. Made of heavy-duty vinyl for surfing, it is 72 inches long by 30 inches wide and has three separate air valves for inflating.

A good safety raft for pools and lakes is Healthways' 51-by-54-inch canvas-and-latex rubber raft (\$30). It has six air chambers (one on each of the four sides and two in the middle of the raft). Ropes pass through grommets on all four sides of the raft for added safety.

The most imaginative swimming toys for children this season are inflatable creatures, such as turtles, crabs, inchworms and walrus. The brightly colored turtle (\$3 at F.A.O. Schwarz) is made of heavy-gauge vinyl and is 21 inches long. Its flat back provides a comfortable water ride for children while its head conceals a squeaker. It floats on three air chambers, and the flippers

W4

From Toy Store

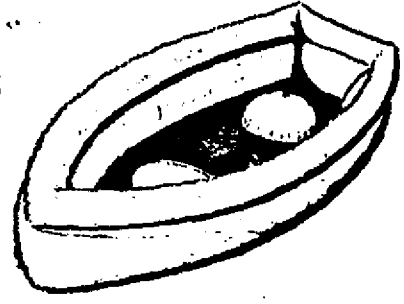
VOIT UTILITY BOAT IS EASY TO STORE

can be filled with water for added stability. Alvimar puts out the realistic-looking crab (\$2). Made of vinyl, it is 22 inches in diameter and has a split tail that helps to hold a youngster securely. Alvimar also makes a colorful six-panel beach ball (\$1) with a painted face and googly eyes that move. It is 20 inches in diameter.

The suave-looking inchworm (\$2) is 50 inches long and has three buoyant air chambers. Children can float on it or ride it like a horse. The fat, shiny, 30-inch walrus (\$2.50) comes complete with inflatable tusks and rolling eyes. Both worm and walrus are made by Ideal Toys, New York City. Ideal puts out a paddle tennis game (\$1) consisting of two inflated 17-inch rackets that make a walloping sound when they connect with a tennis-size inflated ball; the game also comes with a standard-size

continued

VOIT BOAT FOR KIDS HAS VIEWING PORT



W5



S
for
Hennessy

What a handsome golden luxury of Hennessy
This beautiful set of glasses, shipped to you from Cognac, France, is yours for the price of a coupon is for your choice of Hennessy Supreme Cognac brandies.

★ ★

HENNESSY

COGNAC
84 Proof • Schmetlein

1843



**COATS AND SLACKS
AND FLATTER YOU**


...Wear better, too!

der, Inc. Napa, California

SHOPWALK *continued*

polyethylene shuttlecock. Another good game is the Air-O-Ball pool and beach game (General Sportcraft, New York City, \$3). Two inflatable vinyl balls, mounted on 3-inch wooden handles, are used to bat a 9-inch inflated ball back and forth.

The Gokoy Company has revived the old inner tube for swimming pool play. Called the Safety-Play tube, it is made of Butyl rubber in standard tire sizes and is available in bright red or yellow (\$4.25). The big difference between it and a real inner tube is the valve, which is recessed so that the metal stem will not scratch children using the tube. Lakeside Toys in Minneapolis makes a colorful 4-foot-long inflatable vinyl Aero Kite (\$4). In shape it resembles a rocket, with two curved, delta-wing-type platforms for lift. With this wing design only a slight breeze is needed to raise the kite into flight. There is



BUAVE MONWORM IS 4 FEET LONG

an inflated body below the wings and an air-filled "cabinlike" area between the body and the wings. After children become adept at flying the kite by hand, they can try flying it with a fishing pole and reel.

There are a number of life preservers available that are inflated almost instantly by compressed CO₂ gas cartridges. Voit carries a neon-red vest-style skin diver's life preserver with adjustable straps (\$20) that can be inflated by either cartridge or mouth. It is made of heavy-duty neoprene-coated nylon and is supposed to hold the face out of the water when it inflates.

A yoke-shaped inflatable vest that utilizes a Mae West design (without bulk or padding, however) comes from the Gokoy Company (\$11). It can be worn over or under clothing without hampering movement, which makes it ideal for fishermen and hunters. The vest is also excellent for water skiers since it inflates instantly when an emergency knob is pulled. It comes in one size for both adults and children.

—JULIE CAMPBELL

WE


Take easy-chair

add sports car size


**MERCURY gives you both in
the new standard-size M
Monterey S-55 (shown here)**

UNION-MER

1844




1845



↓
★ "Periscope" (42 inches long)
fashioned by subjects for
use in observing guards.

★ description from lower left hand corner of
negative that will not duplicate well.



→ Piece of raincoat material
used in another raft which
had been started by subjects
but discontinued.

★ description from lower left hand corner of
negative that will not duplicate well,



Life preserver
made by
subjects ←

A description from lower left hand corner
of negative that will not duplicate well.

1848



* Tools made or stolen
by subjects.


* description from lower left hand corner
of negative that will not duplicate well.



↓


* wooden paddle found
on roof of cell block.

* description from lower left hand
corner of negative that will not
duplicate well.



↓
★ ventilator opening through
which escape made from
cell into utility service
area.

★ description from lower left hand corner of negative
that will not duplicate wall.



★ "Fake" Ventilator Grill

A description from lower left hand corner
of negative that will not duplicate well.



↓
★ Cement head dummy found in
cell of Subject John Anglin.

★ description from lower left hand corner of negative
that will not duplicate well.



↓
★ Cell of Clarence Anglin showing dummy on prison cot.

★ description from lower left hand corner of negative that will not duplicate well.

XXXXXX
XXXXXX
XXXXXX

FEDERAL BUREAU OF INVESTIGATION
FOIPA DELETED PAGE INFORMATION SHEET

96

Page(s) withheld entirely at this location in the file. One or more of the following statements, where indicated, explain this deletion.

- Deletions were made pursuant to the exemptions indicated below with no segregable material available for release to you.

Section 552

Section 552a

(b)(1)

(b)(7)(A)

(d)(5)

(b)(2)

(b)(7)(B)

(j)(2)

(b)(3)

(b)(7)(C)

(k)(1)

(b)(7)(D)

(k)(2)

(b)(7)(E)

(k)(3)

(b)(7)(F)

(k)(4)

(b)(4)

(b)(8)

(k)(5)

(b)(5)

(b)(9)

(k)(6)

(b)(6)

(k)(7)

- Information pertained only to a third party with no reference to you or the subject of your request.

- Information pertained only to a third party. Your name is listed in the title only.

- Documents originated with another Government agency(ies). These documents were referred to that agency(ies) for review and direct response to you.

Pages contain information furnished by another Government agency(ies). You will be advised by the FBI as to the releasability of this information following our consultation with the other agency(ies).

Page(s) withheld for the following reason(s):

- For your information:

- The following number is to be used for reference regarding these pages:

76-26295-enclosure 155

XXXXXX
XXXXXX
XXXXXX

XXXXXXXXXXXXXXXXXXXXXXXXX
X DELETED PAGE(S) X
X NO DUPLICATION FEE X
X FOR THIS PAGE X
XXXXXXXXXXXXXXXXXXXXXXXXX

XXXXXX
XXXXXX
XXXXXX

**FEDERAL BUREAU OF INVESTIGATION
FOIPA DELETED PAGE INFORMATION SHEET**

Page(s) withheld entirely at this location in the file. One or more of the following statements, where indicated, explain this deletion.

- Deletions were made pursuant to the exemptions indicated below with no segregable material available for release to you.

Section 552

Section 552a

(b)(1)

(b)(7)(A)

(d)(5)

(b)(2)

(b)(7)(B)

(j)(2)

(b)(3)

(b)(7)(C)

(k)(1)

(b)(7)(D)

(k)(2)

(b)(7)(E)

(k)(3)

(b)(7)(F)

(k)(4)

(b)(4)

(b)(8)

(k)(5)

(b)(5)

(b)(9)

(k)(6)

(b)(6)

(k)(7)

- Information pertained only to a third party with no reference to you or the subject of your request.
- Information pertained only to a third party. Your name is listed in the title only.
- Documents originated with another Government agency(ies). These documents were referred to that agency(ies) for review and direct response to you.

Pages contain information furnished by another Government agency(ies). You will be advised by the FBI as to the releasability of this information following our consultation with the other agency(ies).

33 Page(s) withheld for the following reason(s): Duplicates of 76-26295-178 enclosure

For your information: _____

The following number is to be used for reference regarding these pages:
76-26295-enclosure 179

XXXXXX
XXXXXX
XXXXXX

XXXXXXXXXXXXXXXXXXXXXXXXX
X DELETED PAGE(S) X
X NO DUPLICATION FEE X
X FOR THIS PAGE X
XXXXXXXXXXXXXXXXXXXXXXXXX